

AGENDA  
KANSAS RACING AND GAMING COMMISSION  
10:00 a.m., Friday, December 13, 2024

EISENHOWER STATE OFFICE BUILDING  
700 SW Harrison, Suite 450 & 460  
Topeka, KS 66603

A. CALL TO ORDER

B. APPROVAL OF AGENDA

C. APPROVAL OF MINUTES

1. [Minutes of November 15, 2024](#)

D. CONSENT AGENDA

*Items listed on the consent agenda are routine in nature. If requested by a commissioner, an item may be removed from the Consent Agenda and placed under Commission Items for further discussion and consideration.*

1. Approvals and revocations for certain lottery facility games and related components
  - a. [GLI Approval Letters November 2024](#)
  - b. [GLI Revocation Letters November 2024](#)
  - c. [BMM Approval Letters November 2024](#)
  - d. [BMM Revocation Letters November 2024](#)
2. Internal Control Amendment Approvals
  - a. [Boot Hill Casino Internal Control Amendment Approvals](#)
  - b. [Kansas Star Casino Internal Control Amendment Approvals](#)

E. LOTTERY GAMING FACILITY REPORTS/ITEMS

1. Boot Hill Casino and Resort
  - a. [November Monthly Report](#)
  - b. [November Revenue Report](#)
2. Kansas Star Casino
  - a. [November Monthly Report](#)
  - b. [November Revenue Report](#)
3. Hollywood Casino at Kansas Speedway
  - a. [November Monthly Report](#)
  - b. [November Revenue Report](#)
4. Kansas Crossing Casino
  - a. [November Monthly Report](#)
  - b. [November Revenue Report](#)
5. Golden Circle

F. COMMISSION ITEMS – OLD BUSINESS

None

G. COMMISSION ITEMS – NEW BUSINESS

None

H. PUBLIC COMMENTS

I. STAFF REPORTS

1. Garrett Rogers, Paralegal
  - a. [Voluntary Exclusion Program Report](#)
2. Don Brownlee, Executive Director

J. EXECUTIVE SESSIONS

*The Commission conducts executive sessions in accordance with the Kansas Open Meetings Act and all discussions are limited to the specified purposes listed in K.S.A. 75-4319. The Commission utilizes executive sessions to consult with the Commission's attorney on confidential legal matters, to discuss confidential personnel matters, to protect the confidentiality of necessarily closed information including licensee background reports, and to protect the integrity of gaming information and the confidentiality of lottery gaming facility manager finances.*

***The following items will be discussed during the first executive session:***

1. Background Reports

***The following items will be discussed during the second executive session:***

1. Attorney/Client Privilege

K. OTHER BUSINESS/FURTHER COMMISSION ACTION

1. Consideration of proposed gaming licenses and renewals

L. ADJOURNMENT

# KANSAS RACING AND GAMING COMMISSION

## MINUTES – NOVEMBER 15, 2024

### CALL TO ORDER (A.)

Chairman David Moses called the November 15, 2024, meeting to order at 10:00 a.m. The meeting was held at the Eisenhower State Office Building in Topeka, Kansas. Notice of this meeting was given to the public via the KRGC and Public Square websites and the agency's social media pages. Commissioners Brandon Jones, Larry Turnquist, and Mike Fleming were also present. Others present included Executive Director Don Brownlee, General Counsel Judith Taylor, Director of IT&C-s Dennis Bachman, Director of Security Roger Bailey, Director of Sports Wagering and Licensing DJ Lopez, Director of Casino Operations Rick Wilson, Government Relations Managers Randy Evans, and other staff.

### MOTION, APPROVE AGENDA (B.)

Commissioner Jones (Fleming) moved to approve the agenda. Motion carried 4-0.

### MOTION, APPROVE OCTOBER 18, 2024 MEETING MINUTES (C.)

Commissioner Fleming (Turnquist) moved to approve the minutes of the October 18, 2024, meeting. Motion carried 4-0.

### MOTION, APPROVE CONSENT AGENDA (D.)

Commissioner Turnquist (Jones) moved to approve the consent agenda (six items). Motion carried 4-0.

### LOTTERY GAMING FACILITY REPORTS/ITEMS; BOOT HILL CASINO & RESORT (E.1.a.)

Ryan Deutsch, Assistant General Manager, reported:

- October 2024 revenue numbers compared to October 2023:
  - Total gaming revenue decreased 3.21%
  - Total slot revenue was down 4.60%
  - Table games revenue was down 11.12%
- October 2024 Sports Wagering revenue numbers
  - Retail Sportsbook Revenue \$32,700.00
    - Up 56.78% from October 2023
    - Part of the decrease in revenue was attributed to a major construction project that was started on the casino floor. All of the carpet of the casino floor is being replaced. The last carpet installation was finished this past week and there are still about forty or fifty machines that need to be moved back. Assistant Manager Deutsch expressed thanks for the commission's and staff's assistance.
  - Chairman Moses asked if anything surprising, interesting, or different was found while moving all of the machines. Assistant General Manager Deutsch responded that they found quite a few things, but nothing worth noting.
  - Digital Sportsbook Revenue: -\$85,401.00
    - Down 101.17% from October 2023
    - Handle was up over prior year, but NFL hold was down.
- Upcoming Events and Promotions:
  - Weekly Kiosk Games

LOTTERY GAMING  
FACILITY  
REPORTS/ITEMS;  
KANSAS STAR  
(E.2.a.)

- Weekly Food and Beverage Specials
- Gift Giveaways
- Charity Match Hot Seats – The facility will donate \$20k to local charities over November and December.
- \$150,000 15<sup>th</sup> Anniversary Prize Wheel
- VIP Promotions
- Sportsbook Promotions
- Upcoming Entertainment & Events
  - Opening Weekend of Pheasant Season – November 9-10
  - Roots & Boots – November 8
  - ZZ Top – November 23
  - Sara Evans – December 6
  - Clint Black – Feb 8

Alli Kuplen, General Manager, reported:

- October 2024 revenue numbers compared to October 2023:
  - Total gross gaming revenue was up 0.15%
  - Total slot revenue up 4.09%
  - Table games revenue down 13.5%
- October 2024 Sports Wagering revenue
  - Retail Sportsbook Revenue \$62,800.00.
    - Down compared to October 2023's revenue of \$206,000.00.
  - Digital Sportsbook Revenue: \$2,800,000.00
    - Down from October 2023's revenue of \$4,870,000.00.
- October 2024 Sports Wagering
  - \$84 million was wagered on FanDuel online.
  - The total handle in retail was \$1.5 million for October.
  - The largest wager in retail was a \$11,800 straight wager on the Kansas State Wildcats -9.5 over the Kansas Jayhawks on 10/26. This wager was not a winner.
  - The largest winning wager we had was a \$9,738.50 wager on BYU Total Points over 24.5 against UCF on 10/26. The winning wager paid out \$18,281.00.
  - Football ruled the betting in retail as College Football had 51% of the total handle followed by the
  - NFL with 35%. They were followed by Major League Baseball at 6%, NBA and NHL at 2%, MMA and WNBA at 1% and then soccer, golf and tennis around 1% each.
- Upcoming Events and Promotions:
  - Double Down | Friday and Saturdays in November | 10:00am – 11:59pm
  - Point Multiplier | Thursdays in November | 10:00am - 10:00pm
  - Slots & Table Games Spin & Win | Saturdays in November | 5:30pm - 10pm
  - Electric Kettle Gift Giveaway | Friday, November 1 | 4p-9p
  - George Foreman Grill Gift Giveaway | Friday, November 8 | 4p-9p
  - Toaster Oven Gift Giveaway | Friday, November 15 | 4p-9p
  - Double Burner Gift Giveaway | Friday, November 22 | 4p – 9p
  - VIP Silent Auction Drawings | Friday, November 29 | 6pm

- Trees of Hope Voting | Monday, November 25 – Thursday December 19

- Upcoming Entertainment & Events:

- No shows or events are scheduled for the arena for the rest of the year, the facility is going into its busy banquet season, so the arena is booked with gallas, parties, conventions, and vendor showcases.
  - Chairman Moses asked what the seating capacity for the arena is. General Manager Kuplen explained that the ballroom can fit 300 to 500 people. The arena can fit thousands depending on the setup of tables and the stage. Chairman Moses shared that he attended an event for the Child Advocacy Center that had about 400 people and the venue was a little crowded, so he intends to mention changing the venue to Kansas Star for future events.
- The next scheduled event is an Asian variety show at the end of January for the lunar new year.

LOTTERY GAMING  
FACILITY  
REPORTS/ITEMS;  
HOLLYWOOD CASINO  
AT KANSAS  
SPEEDWAY  
(E.3.a.)

Lydia Garvey, General Manager, reported:

- October 2024 admissions were down 1% compared to October 2023
- October 2024 revenue numbers compared to October 2023:
  - Total gross gaming revenue increased 5.3%
  - Slot revenue increased 6.2%
  - Table games revenue decreased 2.3%
  - General Manager Garvey reported that the property is very excited as it considers its competitive set to be the five casinos in the Kansas City area and has routinely come in second for gaming revenues, but in October the property claimed first place for the first time in the history of the property.
- October 2024 Sports Wagering revenue numbers
  - Retail Sportsbook Taxable Revenue: -\$7,146.00
  - Handle was up 9% compared to prior year.
  - Retail Sportsbook: Top Sports
    - NFL was 41% of handle
    - NCAA was 27% of handle
    - MLB were 11% of handle
  - Digital Sportsbook Taxable Revenue: \$226,774.00
    - Down 53.2% compared to October 2023
    - Handle was up 37% compared to prior year, but hold was 3.7%.
  - Digital Sportsbook: Top Sports
    - NFL was 28% of handle
    - NCAA Football was 23% of handle
    - MLB was 16% of handle
- Recent/Upcoming Events and Promotions:
  - November 1 – Turkey Hi-Lo
  - November 8 – Championship Football Playoff Giveaway
  - November 11 – PENN Heroes Veteran’s Day Bonus
  - November 16 – VIP Seasons Snuggles
  - November 17 – KC Watch Party & Gameday Tailgate Giveaway
  - November 27 – Holiday Pie Giveaway
  - November 29 – Black Friday Bonus

- December 3 – Tail Wagging Tuesdays
- December 4 – Wicked Witch Hot Seats
- Commissioner Fleming asked what the passage of the sports wagering ballot initiative portends for Hollywood Casino. General Manager Garvey responded that they have been in discussion with Penn Interactive and that in other states where a competitor has come in it usually means a 35% impact to revenues. The ballot initiative requires that they be open by December 1<sup>st</sup> of 2025, but General Manager Garvey anticipates that they will try to accomplish that sooner.
- Chairman Moses asked if there has been any improvement or uptick since the rebranding with ESPN Bet. General Manager Garvey confirmed that there has been a significant increase but cannot provide specific figures at this time. Chairman Moses noted that during his drive to the meeting he was listening to Mike Greenberg's *Get Up* on ESPN Extra and that they would routinely provide the odds and the bets. Chairman Moses said that he believes having that kind of support helps. General Manager Garvey agreed and said that ESPN Bet has been great to work with.

LOTTERY GAMING  
FACILITY  
REPORTS/ITEMS;  
KANSAS CROSSING  
CASINO  
(E.4.a.)

Jeff McKain, General Manager, reported:

- October 2024 admissions decreased 1.5% compared to October 2023
- October 2024 revenue numbers compared to October 2023:
  - Coin in decreased 6%
  - Table games drop decreased 6.7%
  - Net gaming revenue was up 9.7%
- October 2024 Sports Wagering revenue numbers
  - Retail Sportsbook Taxable Revenue: -\$46,625.00
    - Down compared to October 2023's revenue of \$35,592.00.
    - Retail wagers were \$1,040,764 vs \$498,241 in 2023, an increase of 109%.
  - Digital Sportsbook Taxable Revenue: \$438,095.00.
    - Down compared to October 2023's revenue of \$1,236,620.
    - Digital wagers were \$47,650,147, down 12.6% compared to October 2023.
    - Top Sports Based on Handle:
      - NCAA Football was 40% of handle.
      - NFL was 27% of handle.
      - MLB was 21% of handle.
    - Largest winning wager was an MLB money line wager on Mets vs. Dodgers for \$13,500.
    - Largest losing wager was a money line wager on NCAA Football Ohio State vs. Oregon for \$12,000.
- Events and Promotions:
  - October
    - Casino Hot Seats every Monday.
    - Kiosk games on Tuesdays.
    - Camp 49 promotions every Wednesday.
    - Hot Seats every Thursday.

- Monster Smash promotion on Fridays.
- VIP event in the Corral on Friday the 25th.
- Casino gifts on Saturdays.
- Casino gifts on Sundays.
- Outdoor concert “Hairball” on the 5th and comedian Josh Blue on the 26th.
- November
  - Casino Hot Seats every Monday.
  - Kiosk games on Tuesdays.
  - Camp 49 promotions every Wednesday.
  - Slot Tournament Friday 22nd and 29th.
  - VIP event in the Corral on Saturday the 9th.
  - Casino gifts on Sundays.
  - Corall events include Jackyl on the 1st and comedian Ben Bailey on the 15th.
- Chairman Moses asked what the facility manager is planning in light of the passage of the Missouri ballot initiative. General Manager McKain explained that there are lots of conversations ongoing regarding the facilities response. General Manager McKain said that he thinks they will do some marketing and work with their sports wagering partners on promotions, but nothing to announce at this time.
- Commissioner Fleming asked if Arkansas and Oklahoma have sports wagering. General Manager McKain responded that they do not. Commissioner Fleming followed up asking if the facility benefits from that. General Manager McKain confirmed that they do.

HISTORICAL HORSE  
RACING FACILITY  
LICENSEE  
REPORTS/ITEMS;  
GOLDEN CIRCLE  
(E.5.a.)

Scott Beeler, Golden Circle Representative, reported:

- Construction continues. The facility is still anticipating a late 2025 opening date. Construction will focus on the interior through the winter. Work has begun on the electrical, plumbing, and HVAC duct work. Asphaltting of the parking outside continues as weather permits.
- Gaming system contracts are still in negotiation and legal review some of that has been submitted in draft form but once those contracts are executed, they will be presented to the commission for final approval.
- Commissioner Fleming thanked the facility licensee for hosting a tour, noting that it was helpful to commissioner when trying to visualize what the facility will look like. Mr. Beeler thanked the commissioner and said he would pass along the message.
- Chairman Moses asked if there is a marketing strategy timeline as to when the facility will start promoting in the area. Chairman Moses noted that living in the area he has seen a lot of interest in what is going on now that people know that something is happening. Mr. Beeler said that he has passed that same comment along. Mr. Beeler said that he has nothing to report at the moment, but hopes to have more information at the next meeting.

COMMISSION ITEMS –  
OLD BUSINESS; (F.)

There was no old business.

COMMISSION ITEMS –  
NEW BUSINESS (G.)

There was no new business.

PUBLIC COMMENTS  
(H.)

There were no public comments.

STAFF REPORTS  
(I.1. and I.2.)

Garrett Rogers, Paralegal, reported on both the Voluntary Exclusion Program and Sports Wagering Exclusion Program statistics for October 2024.

Executive Director Brownlee reported:

- As Commissioner Fleming has brought up, the sports wagering ballot initiative did pass in Missouri. It was a lot closer election than was indicated by the polls with less than 7,500 votes between the proponents and opponents.
- Missouri gaming has until December 1<sup>st</sup>, 2025, to get sports wagering up and running. Some of their representative met with a number of KRGC senior staff to get a feel for some of the needs and pitfalls of getting sports wagering setup.
- Oklahoma is the only neighboring state that does not have some sort of sports wagering. The Oklahoma Governor is working with the tribes, and has been for the last several years, trying to get a compact that would allow sports wagering, but so far nothing has come of it.
- There was another ballot initiative in Missouri to approve a commercial casino in the Lake of the Ozarks area which did not pass. However, the Osage Nation Tribe is working with the Federal government to have a tribal casino built in that area.
- Garrett has reserved this room for all of the 2025 meetings with the exception of March.
- The December 13<sup>th</sup> Kansas Racing and Gaming Commission meeting is scheduled for 10:00a.m. to occur at the Eisenhower State Office Building.

MOTION, EXECUTIVE  
SESSION;  
CONFIDENTIAL  
BACKGROUND  
REPORTS  
(J.1.)

Commissioner Jones (Fleming) moved that the Commission go into executive session for the purpose of reviewing personnel issues presented today by the commission's executive director. In addition to the commissioners, the confidential background reports portion included the executive director, general counsel, director of security, licensing, and backgrounds. The total time for the executive session was anticipated to be twenty (20) minutes until 10:50 a.m. No action is to be taken in executive session, and the subjects discussed are to be limited as previously described. A full record of this motion is to be maintained as part of the permanent record of the Kansas Racing and Gaming Commission. At the conclusion of the executive session, the meeting is to be continued in



open session. The motion carried 4-0, and the meeting was adjourned to executive session at 10:30 a.m.

RECONVENE  
(J.2.)

The commission meeting returned to open session at 10:50 a.m. with Chairman Moses, Commissioner Jones, Commissioner Turnquist, and Commissioner Fleming present.

MOTION, EXECUTIVE  
SESSION; ATTORNEY-  
CLIENT PRIVILEGE  
(J.3)

Commissioner Fleming (Turnquist) moved that the Commission go into executive session for the purpose of consulting with the agency's attorney on attorney-client privileged communications. In addition to the commissioners, the attorney-client privileged communications will include the executive director, general counsel. After discussion, the total time for the executive session was anticipated to be thirty (30) minutes until 11:22 a.m. No action is to be taken in executive session, and the subjects discussed are to be limited as previously described. A full record of this motion is to be maintained as part of the permanent record of the Kansas Racing and Gaming Commission. At the conclusion of the executive session, the meeting is to be continued in open session. The motion carried 4-0, and the meeting was adjourned to executive session at 10:52 a.m.

RECONVENE  
(J.4.)

The commission meeting returned to open session at 11:22 a.m. with Chairman Moses, Commissioner Jones, Commissioner Turnquist, and Commissioner Fleming present.

MOTIONS ON LICENSE  
APPLICATIONS  
(L.)

Commissioner Turnquist (Jones) moved to *deny two* license applications, *conditionally approve one* license applications, *table one* license application, and *approve the remaining 197* license applications from the November 15, 2024, list of background reports referred to the commission for action. The motion carried 4-0

OTHER BUSINESS; (M.)

There were no other items for discussion or motion.

ADJOURNMENT  
(N.)

Chairman Moses stated that the December 13, 2024, commission meeting will begin at 10:00 a.m. for an in-person meeting at the Eisenhower State Office Building in Topeka, Kansas.

SUBMITTED BY:

Commissioner Jones (Fleming) moved to adjourn the meeting. Motion passed 4-0. The meeting was adjourned at 11:24 a.m.

---

Larry Turnquist  
Secretary

APPROVED BY:

---

David Moses  
Chairman

DRAFT

GLI Approved

Pending Commission Approval

12/13/2024

Manufacturer	File Number	ID Number	Game Name	Version
American Wagering Inc 11/18/2024	SY-579-AWH-24-21	Sportsbook		
American Wagering Inc 11/27/2024	SY-652-AWH-24-35	Sportsbook		
Aristocrat Technologies, Inc.	MO-73-ARI-24-100	ATI_Platform_2.7.2.3.iso	Monaco Platform	2.7.2.3
Aristocrat Technologies, Inc.	MO-73-ARI-24-100	ATI_Platform_2.7.2.3.manifest	Monaco Platform	2.7.2.3
Aristocrat Technologies, Inc.	MO-73-ARI-24-101	ATI_Runtime_3.5.0.5.iso	Monaco Runtime	3.5.0.5
Aristocrat Technologies, Inc.	MO-73-ARI-24-101	ATI_Runtime_3.5.0.5.manifest	Monaco Runtime	3.5.0.5
Aristocrat Technologies, Inc.	MO-73-ARI-24-103	NFLTDTRIO-SCH-01	NFL Touchdown Trio Vertex Schedule	1
Aristocrat Technologies, Inc.	MO-73-ARI-24-80	145000	Crown Bartop Curved Monitor	145000
Aristocrat Technologies, Inc.	MO-73-ARI-24-86	1.01-69656	Lucky Looters Devil	1.01
Aristocrat Technologies, Inc.	MO-73-ARI-24-87	1.01-69655	Lucky Looters Leprechaun	1.01
Aristocrat Technologies, Inc.	MO-73-ARI-24-88	1.01-69465	Cash Express Dragon Joyful Panda	1.01
Aristocrat Technologies, Inc.	MO-73-ARI-24-89	1.01-69466	Cash Express Dragon Choy Sun Doa	1.01
Aristocrat Technologies, Inc.	MO-73-ARI-24-90	5.22.0-1.00.2	System Base	GEN8/GEN9
Aristocrat Technologies, Inc.	MO-73-ARI-24-97	6.16.1-1.00.1	System Base	GEN8/GEN9/GEN10
Aristocrat Technologies, Inc.	SY-73-ARI-24-19	Mobile Wallet Service	N/A	1.2.3.14
Draftkings	1 SY-614-DFK-24-04	PAM		
Draftkings	11 SY-614-DFK-24-05	PAM		
FanDuel 11/18/2024	SY-559-FAN-24-22	Sportsbook		
FanDuel 11/18/2024	SY-580-FAN-24-22	PAM		
FanDuel 11/27/2024	SY-559-FAN-24-23	Sportsbook		
FanDuel 11/27/2024	SY-580-FAN-24-23	PAM		
IGT	MO-394-IGT-24-17	627012xx	UGA 4K60V2 (Universal Game Adaptor)	2
IGT	MO-50-IGT-24-01	UCGS404A1	Whitney Houston I Wanna Dance Sign Controller	N/A
IGT	MO-50-IGT-24-01	GI020009WHSS001	Whitney Houston I Wanna Dance	ASCENT INSTALL
IGT	MO-50-IGT-24-01	GAME020009WHSS01	Whitney Houston I Wanna Dance	ASCENT GAME PACKAGE
IGT	MO-73-IGT-24-61	GI020001BAMX001	Pick A Multiplier Poker	ASCENT INSTALL
IGT	MO-73-IGT-24-61	GAME020001BAMX01	Pick A Multiplier Poker	ASCENT GAME PACKAGE
IGT	MO-73-IGT-24-83	BFMD0016	MegaTower Wheel Driver	N/A
Interblock Gaming	MO-73-IBZ-23-18	Linux OS	Linux OS	FS10G01S21
Interblock Gaming	MO-73-IBZ-24-04	1B7C	Roll to Win Craps, Selectable DETG or ETG	N/A
Interblock Gaming	MO-73-IBZ-24-04	1B8C	Roll to Win Craps Station	N/A
Interblock Gaming	MO-73-IBZ-24-04	Z2MGSI-GEN-0200	Signage	N/A
Interblock Gaming	MO-73-IBZ-24-08	X23M06-HCRM-ZA-0203	Roll to Win Craps	N/A
Interblock Gaming	MO-73-IBZ-24-08	X23M07-HCRS-ZA-0203	Roll to Win Craps Station	N/A
Interblock Gaming	MO-73-IBZ-24-08	X23M08-HCRT-ZA-0203	Roll to Win Craps Signage	N/A
Interblock Gaming	MO-73-IBZ-24-08	Z2MGST-GEN-0204	Player Station	N/A
Interblock Gaming	MO-73-IBZ-24-08	Z2MGMU-GEN-0203	Main Unit	N/A
KONAMI GAMING INC.	MO-73-KON-24-77	KGI_M820DDG042WD09	Jumpin' Jalapenos	GAME PROGRAM
KONAMI GAMING INC.	MO-73-KON-24-78	KGI_M809DDG032WD09	China Shores	GAME PROGRAM
KONAMI GAMING INC.	MO-73-KON-24-80	KGI_MA37DSL011WD00	Falling Coins Link Abundant Blessings	GAME PROGRAM
KONAMI GAMING INC.	MO-73-KON-24-81	KGI_MA38DSL011WD00	Falling Coins Link Abundant Gifts	GAME PROGRAM
KONAMI GAMING INC.	MO-73-KON-24-84	KGI_M822DDG021WD09	African Diamond	GAME PROGRAM
KONAMI GAMING INC.	MO-73-KON-24-86	KGI_M818DDG023WD09	Mayan Chief	GAME PROGRAM

Manufacturer	File Number	ID Number	Game Name	Version
Light & Wonder, Inc. - Class III (FKA SG Gaming)	MO-253-BAL-24-05	A87F-000-1000	Kong Skull Island	1000
Light & Wonder, Inc. - Class III (FKA SG Gaming)	MO-73-BAL-24-100	AIN0000000P	Installer	P
Light & Wonder, Inc. - Class III (FKA SG Gaming)	MO-73-BAL-24-101	A909-000-1020	Dancing Drums Golden Drums	1020
Light & Wonder, Inc. - Class III (FKA SG Gaming)	MO-73-BAL-24-90	AB2A-000-1000	Huff n' Even More Puff Hard Hat Edition	1000
Light & Wonder, Inc. - Class III (FKA SG Gaming)	MO-73-BAL-24-94	A744-000-1030	Jewel of the Dragon Red Phoenix	1030
Light & Wonder, Inc. - Class III (FKA SG Gaming)	MO-73-BAL-24-95	STLCTR0001B	Starlight Core 2.0 Firmware	B
Light & Wonder, Inc. - Class III (FKA SG Gaming)	MO-73-BAL-24-96	AB2B-000-1000	Ultimate Fire Link China Street	1000
Light & Wonder, Inc. - Class III (FKA SG Gaming)	MO-73-BAL-24-97	AB2C-000-1000	Ultimate Fire Link Olvera Street	1000
Light & Wonder, Inc. - Class III (FKA SG Gaming)	MO-73-BAL-24-98	AOS0000330C	Operating System	C
NRT TECHNOLOGY CORP.	SY-22-NTC-24-02	CHS-1.4.0.0-Patch_Bug_DGFI-94_Journal.exe	Kiosk Software	10.17.24
NRT TECHNOLOGY CORP.	SY-22-NTC-24-03	CHS-1.4.0.0-Patch_DGFI-83_CHSConfig2DN100.exe	Kiosk Software	10.17.24
NRT TECHNOLOGY CORP.	SY-22-NTC-24-04	CHS-1.4.0.0-Patch_DGFI-90_HideTicketExpiry.exe	Kiosk Software	10.17.24
Penn Sports Interactive	12/03/2024SY-564-PIV-24-05	PAM		
SB Tech	11SY-646-SBE-24-02	Kiosks		

\*\* EXECUTIVE AUTHORITY

GLI Revoked

Pending Commission Approval

12/13/2024

Revoked Manufacturer	Revoked File Number	Revoked ID Number	Revoked Game Name	New File Number	New ID Number	Replace By
Aristocrat Technologies	MO-73-ARI-24-100	ATI_Platform_2.7.1.2.iso	Monoco Platform	MO-73-ARI-24-100	ATI_Platform_2.7.2.3.iso	01/12/2025
Aristocrat Technologies	MO-73-ARI-24-100	ATI_Platform_2.7.1.2.manifest	Monoco Platform	MO-73-ARI-24-100	ATI_Platform_2.7.2.3.manifest	01/12/2025

BMM Approved

Pending Commission Approval

Manufacturer	Report Number
Aristocrat Technologies Inc.	Mo' Mo' Mo' Mummy Midnight Treasures
IGT	MONEY GONG EMPEROR FREE GAMES MLP 5R243W
IGT	MONEY GONG EMPRESS FREE GAMES MLP 5R243W
Aristocrat Technologies Inc.	Mo' Mo' Mo' Mummy Sunlight Riches
Aristocrat Technologies Inc.	Lanterns of the Dragon Enchanted Flame 1.01-69432
Konami	Moon Link Savage Wolf
Konami	Dragon's Orb Jackpots Jade Riches
Konami	Moon Link Golden Wolf
Konami	Dragon's Orb Jackpots Coral Fortunes
Konami	Bingo Frenzy Stampede Shark

12/13/2024

Game Name
ATI20021KS
IGTU33551KS
IGTU33691KS
ATI19531KS
ATI19741KS
KGI14471KS
KGI14761KS
KGI14481KS
KGI14751KS
KGI14871KS

BMM Revoked

Pending Commission Approval

12/13/2024

Revoked Manufacturer	Revoked File Number	Revoked ID Number	Revoked Game Name	New File Number	New ID Number	Replace By
Konami Gaming Inc.	KGI14691KS	KGI_M470DSL020WD00	Bingo Frenzy Stampede Shark	KGI14871KS	KGI_M470DSL030WD00	02/11/2024



Eisenhower State Office Building  
700 SW Harrison, Suite 500  
Topeka, KS 66603



Phone: (785) 296-5800  
Fax: (785) 296-0900  
krge@krge.ks.gov  
krge.ks.gov

Don Brownlee, Executive Director

Laura Kelly, Governor

### Boot Hill Casino Internal Control Amendments

December 13, 2024

<u>Item #/ (Description)</u>	<u>Regulation Waiver?</u>	<u>Regulation/IC Reference</u>	<u>Staff Recommendation</u>
BH629– Drop Procedures	No	KAR 112-104-15, 112-104-18, 112-104-34 / ICs 120.020, 140.070, 160.010, 160.020, 160.060	Approval
BH637– Blackjack Side Wager	No	KAR 112-108-6 / IC 250.030	Approval

Eisenhower State Office Building  
700 SW Harrison, Suite 500  
Topeka, KS 66603



Phone: (785) 296-5800  
Fax: (785) 296-0900  
krge@krge.ks.gov  
krge.ks.gov

Don Brownlee, Executive Director

Laura Kelly, Governor

### Kansas Star Casino Internal Control Amendments

December 13, 2024

<u>Item #/ (Description)</u>	<u>Regulation Waiver?</u>	<u>Regulation/IC Reference</u>	<u>Staff Recommendation</u>
KS391 – Surveillance Reports	No	112-106-9/Surveillance Plan Section 8	Approval

BOOT HILL CASINO & RESORT  
REPORT PRESENTED TO  
THE KANSAS RACING AND GAMING COMMISSION  
December 13, 2024

By: Diane Giardine

For the month of November 2024, BHCR experienced an increase in Total Gaming Revenue of 5.24% over November 2023. Total Slot Revenue was up 8.67% and Table Games Revenue was down 20.62%.

For the month of November 2024, the total Retail Sportsbook Revenue as defined by the Kansas Lottery was \$43,772. This is up 4,219.80% from November 2023. Total Digital Sportsbook Revenue as defined by the Kansas Lottery was \$12,524,998. This is up 197.79% compared to November 2023.

#### Upcoming Promotions & Events

- Weekly Kiosk Games
- Weekly Food and Beverage Specials
- Gift Giveaways
- Charity Match Hot Seats
- \$150,000 15<sup>th</sup> Anniversary Prize Wheel
- VIP Promotions
- Sportsbook Promotions

#### Upcoming Entertainment & Events

- Sara Evans – December 6
- Clint Black – Feb 8

Eisenhower State Office Building  
700 SW Harrison, Suite 500  
Topeka, KS 66603



Phone: (785) 296-5800  
Fax: (785) 296-0900  
krge@ks.gov  
krge.ks.gov

Don Brownlee, Executive Director

Laura Kelly, Governor

## BOOT HILL CASINO & RESORT

### Lottery Gaming Facility Revenue-Unaudited\*

	November 2024	November 2023	Fiscal YTD 2025	Fiscal YTD 2024
Electronic gaming machines	3,673,977.87	3,382,618.50	17,566,399.03	17,181,587.01
Table games	356,559.26	448,786.00	1,886,181.05	2,224,857.99
Other #	68.85	-1,457.83	3,332.71	1,684.77
Total Lottery Gaming Facility Revenue	<u>4,030,605.98</u>	<u>3,829,946.67</u>	<u>19,455,912.79</u>	<u>19,408,129.77</u>
State Share 22%	886,733.32	842,588.27	4,280,300.81	4,269,788.55
Local Share 3%	120,918.18	114,898.40	583,677.38	582,243.89
Problem Gambling Share 2%	80,612.12	76,598.93	389,118.26	388,162.60
Casino Share 73%	2,942,342.37	2,795,861.07	14,202,816.34	14,167,934.73

***\*Unaudited-as reported by the Kansas Lottery Central Computer system.***

***#Other sweeps, principally lost and found funds.***

KANSAS STAR CASINO  
REPORT PRESENTED TO  
THE KANSAS RACING AND GAMING COMMISSION  
December 13, 2024  
By: Alli Kuplen

For the month of November 2024 KSC experienced a 15.5% increase in Total Gross Gaming Revenue compared to November 2023. Total Slot Revenue was up 9.7% and Table Games Revenue was up 35.1%.

For the month of November 2024, the total Retail Sportsbook Revenue as defined by the Kansas Lottery is \$237.5K which is up to November 2023's revenue of \$57K. Total Digital Sportsbook Revenue as defined by the Kansas Lottery is \$8.67M. This is up from November 2023's revenue of \$1.8M.

### **Upcoming Promotions & Events**

- Double Down | Friday and Saturdays in December | 10:00am – 11:59pm
- Point Multiplier | Thursdays in December | 10:00am - 10:00pm
- Countdown to the Holidays | Saturdays in December | 6:00pm – 9:30pm
- 15pc Home Security Gift Giveaway | Friday, December 6 | 4p-9p
- Brookstone “Snackle Box” Gift Giveaway | Friday, December 13 | 4p-9p
- Cast Iron Skillet Gift Giveaway | Friday, December 20 | 4p-9p
- Grab Bag Gift Giveaway | Friday, December 27 | 4p – 9p
- Trees of Hope Voting | Monday, November 25 – Thursday December 19
- New Year Tier Drawings | Monday, December 30 | 6p-10pm

### **Upcoming Entertainment & Events**

NYE begins the year-long celebration of Boyd Gaming's 50th Anniversary which will be celebrated all year long with promotions, giveaways, and celebrations for both team members and guests.

- NYE Dinner at Woodfire Grille | Invited Hosted Guests | Tuesday, December 31
- NYE Festivities | Live DJ on Floor, Balloon Drop and Party Favors | Tue, December 31

### **November FanDuel Sportsbook Notes**

- \$96 million was wagered on FanDuel online.
- The total handle in retail was \$1.525 million for November.
- Football once again ruled the betting in retail as College Football had 45% of the total handle followed by the NFL with 39%. They were followed by College Basketball at 6%, NBA at 4% NHL at 2%, MMA at 2% and Boxing at 1%.
- The Kansas City Chiefs game on Black Friday brought a huge crowd in as it was only available on Prime Network.
- The Mike Tyson/Jake Paul boxing event on 11/15 brought in one of the largest crowds that we have ever seen at FanDuel Sportsbook at KSC. The event brought in a handle of \$13,626 with 281 total bets.

## KANSAS STAR CASINO & RESORT

### Lottery Gaming Facility Revenue-Unaudited\*

	November 2024	November 2023	Fiscal YTD 2025	Fiscal YTD 2024
Electronic gaming machines	11,369,616.24	10,420,396.54	55,570,273.29	53,949,014.70
Table games	2,294,047.65	1,618,936.25	10,725,361.75	9,203,350.60
Other #	<u>90.49</u>	<u>17.35</u>	<u>10,772.95</u>	<u>9,000.40</u>
Total Lottery Gaming Facility Revenue	<u>13,663,754.38</u>	<u>12,039,350.14</u>	<u>66,306,407.99</u>	<u>63,161,365.70</u>
State Share 22% (Tier 1)**	3,006,025.96	2,648,657.03	14,587,409.76	13,895,500.45
State Share 2% marginal (Tier 2)**	-	-	-	-
Local Share 3%	409,912.63	361,180.50	1,989,192.24	1,894,840.97
Problem Gambling Share 2%	273,275.09	240,787.00	1,326,128.16	1,263,227.31
Casino Share 73%	9,974,540.70	8,788,725.60	48,403,677.83	46,107,796.96

***\*Unaudited-as reported by the Kansas Lottery Central Computer system.***

***#Other sweeps, principally lost and found funds.***

HOLLYWOOD CASINO AT KANSAS SPEEDWAY  
REPORT PRESENTED TO  
THE KANSAS RACING AND GAMING COMMISSION  
December 13, 2024

BY: LYDIA GARVEY - GENERAL MANAGER

**November 2024**

**November Admissions**

- November 2024 admissions were up 4.8% compared to last year.

**November 2024 Revenue Numbers**

- Total Gaming Revenue came in at \$14.2M – an increase of 14.6%
- Slot Revenue was \$12.7M – an increase of 14.7%
- Table Games Revenue (including Poker) was \$1.58M – an increase of 13.8%
- Retail Sportsbook Taxable Revenue in November was \$818,046 – an increase of 79.4%.
- Platform Sportsbook Taxable Revenue in November was \$841,750 - an increase of 122.6%.

**Recent/Upcoming Events**

- December 6 – Windy Winnings Money Booth
- December 7 – No Place Like Hollywood Match Game
- December 14 – Topsy's KC Popcorn Giveaway
- December 24 – Holiday Pay Day
- December 28 - \$30K Winners Party
- December 28 – Pick, Pull & Win
- December 31 - \$25,000 for 2025

## HOLLYWOOD CASINO & RESORT

### Lottery Gaming Facility Revenue-Unaudited\*

	November 2024	November 2023	Fiscal YTD 2025	Fiscal YTD 2024
Electronic gaming machines	12,658,694.06	11,040,376.77	61,402,399.15	57,678,118.04
Table games	1,578,380.25	1,387,397.50	7,229,414.98	7,322,355.89
Other #	<u>49.60</u>	<u>57.05</u>	<u>7,187.44</u>	<u>2,912.49</u>
Total Lottery Gaming Facility Revenue	<u>14,237,123.91</u>	<u>12,427,831.32</u>	<u>68,639,001.57</u>	<u>65,003,386.42</u>
State Share 22%	3,132,167.26	2,734,122.89	15,100,580.35	14,300,745.01
Local Share 3%	427,113.72	372,834.94	2,059,170.05	1,950,101.59
Problem Gambling Share 2%	284,742.48	248,556.63	1,372,780.03	1,300,067.73
Casino Share 73%	10,393,100.45	9,072,316.86	50,106,471.15	47,452,472.09

***\*Unaudited-as reported by the Kansas Lottery Central Computer system.***

***#Other sweeps, principally lost and found funds.***





KANSAS CROSSING CASINO + HOTEL  
REPORT PRESENTED TO  
THE KANSAS RACING AND GAMING COMMISSION  
December 13, 2024  
By: Jeff McKain

Kansas Crossing Casino is reporting the following preliminary results for November 2024 vs November 2023.

- -4.5% Decrease in Admissions
- 6.5% Increase in Coin-In
- 11.6% Increase in Table Drop
- 6% Increase in Net Gaming Revenue

**Sports Wagering:**

For the month of November 2024, the total Retail Sportsbook Revenue as defined by the Kansas Lottery reported \$62,757 vs \$37,042 prior year. An increase of 69.4%. Retail wagers were \$931,885 vs \$651,756 in 2023. An increase of 43%. Digital Sportsbook Revenue as defined by the Kansas Lottery in November was \$3,838,509 vs prior year of \$1,278,562. Digital wagers were up 26.4% coming in at \$53,296,085.

**Promotions + Events**

November

- Casino Hot Seats every Monday.
- Kiosk games on Tuesdays.
- **Camp 49** promotions every Wednesday.
- Slot Tournament Friday 22<sup>nd</sup> and 29<sup>th</sup>.
- VIP event in the Corral on Saturday the 9<sup>th</sup>.
- Casino gifts on Sundays.
- Corall events include *Jackyl* on the 1st and comedian *Ben Bailey* on the 15<sup>th</sup>.

December

- Casino Hot Seats every Monday.
- Kiosk games on Tuesdays.
- **Camp 49** promotions every Wednesday.
- **Christmas Cash Climb** promotion every Friday.
- Casino gifts on Sundays.
- Corall events include *That Arena Rock Show* on the 14<sup>th</sup>, *Mixtapes* on the 28<sup>th</sup> and *The Breakfast Club* on the 31<sup>st</sup>.

Eisenhower State Office Building  
700 SW Harrison, Suite 500  
Topeka, KS 66603



Phone: (785) 296-5800  
Fax: (785) 296-0900  
krgc@ks.gov  
krgc.ks.gov

Don Brownlee, Executive Director

Laura Kelly, Governor

## KANSAS CROSSING CASINO & RESORT

### Lottery Gaming Facility Revenue-Unaudited\*

	November 2024	November 2023	Fiscal YTD 2025	Fiscal YTD 2024
Electronic gaming machines	3,076,987.20	2,931,407.65	14,977,864.39	14,229,527.11
Table games	251,921.00	210,637.50	1,269,613.50	1,484,640.00
Other #	<u>25.00</u>	<u>12.00</u>	<u>670.53</u>	<u>730.45</u>
Total Lottery Gaming Facility Revenue	<u><u>3,328,933.20</u></u>	<u><u>3,142,057.15</u></u>	<u><u>16,248,148.42</u></u>	<u><u>15,714,897.56</u></u>
State Share 22%	732,365.30	691,252.57	3,574,592.65	3,457,277.46
Local Share 3%	99,868.00	94,261.71	487,444.45	471,446.93
Problem Gambling Share 2%	66,578.66	62,841.14	324,962.97	314,297.95
Casino Share 73%	2,430,121.24	2,293,701.72	11,861,148.35	11,471,875.22

***\*Unaudited-as reported by the Kansas Lottery Central Computer system.***

***#Other sweeps, principally lost and found funds.***

**November 2024 Casino Financials**

<b>Casino Gaming Revenue for Month Ending November 30, 2024</b>					
Revenue Source	Boot Hill Casino	Kansas Star Casino	Hollywood Casino	Kansas Crossing Casino	Total All Casinos
EGM	\$ 3,673,978	\$ 11,369,616	\$ 12,658,694	\$ 3,076,987	\$ 30,779,275
Table Games	356,559	2,294,048	1,578,380	251,921	4,480,908
Other #	69	90	50	25	234
<b>Total</b>	<b>\$ 4,030,606</b>	<b>\$ 13,663,754</b>	<b>\$ 14,237,124</b>	<b>\$ 3,328,933</b>	<b>\$ 35,260,417</b>

<b>Cumulative Gaming Revenue per Fiscal Year</b>					
Fiscal Year	Boot Hill	Kansas Star	Hollywood	Kansas Crossing	Total All Casinos
2010	\$ 20,663,987	\$ -	\$ -	\$ -	\$ 20,663,987
2011	40,055,280	-	-	-	40,055,280
2012	43,886,501	98,855,928	54,622,687	-	197,365,116
2013	43,353,504	192,187,166	124,993,721	-	360,534,391
2014	39,906,275	181,079,650	132,036,392	-	353,022,317
2015	40,513,186	181,754,051	142,759,065	-	365,026,302
2016	38,937,088	181,600,677	143,833,330	-	364,371,095
2017	40,222,932	178,105,968	144,582,037	8,206,260	371,117,197
2018	41,186,638	182,084,527	148,770,984	32,465,853	404,508,001
2019	41,589,906	184,157,835	150,790,865	34,489,213	411,027,819
2020	32,971,510	150,355,262	122,114,403	28,620,752	334,061,926
2021	43,690,403	172,711,043	124,388,370	33,857,278	374,647,093
2022	49,581,344	162,352,371	149,127,943	39,911,158	400,972,817
2023	48,228,287	161,224,699	156,512,547	41,140,188	407,105,721
2024	47,257,227	159,760,427	162,065,438	38,890,699	407,973,791
2025	19,455,913	66,306,408	68,639,002	16,248,148	170,649,471
<b>Total Since Opening</b>	<b>\$ 631,499,981</b>	<b>\$ 2,252,536,013</b>	<b>\$ 1,825,236,783</b>	<b>\$ 273,829,550</b>	<b>\$ 4,983,102,325</b>

<b>Fund Distribution FY 2025</b>					
Recipients	Boot Hill	Kansas Star	Hollywood	Kansas Crossing	Total All Casinos
State of Kansas	4,280,301	14,587,410	15,100,580	3,574,593	37,542,884
Local Governments	583,677	1,989,192	2,059,170	487,444	5,119,484
Problem Gambling and Addictions Fund	389,118	1,326,128	1,372,780	324,963	3,412,989
Casino Manager	14,202,816	48,403,678	50,106,471	11,861,148	124,574,114
<b>Total</b>	<b>19,455,913</b>	<b>66,306,408</b>	<b>68,639,002</b>	<b>16,248,148</b>	<b>170,649,471</b>

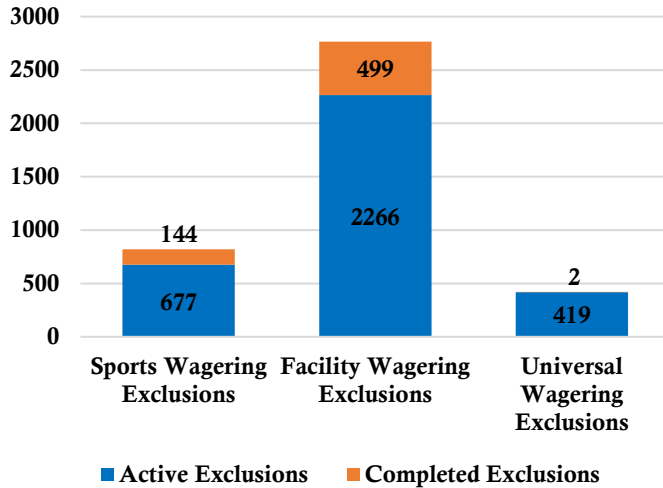
<b>Fund Distribution Since Opening</b>					
Recipients	Boot Hill	Kansas Star	Hollywood	Kansas Crossing	Total All Casinos
State of Kansas	138,929,996	495,686,601	401,552,092	60,242,501	1,096,411,189
Local Governments	18,944,999	67,576,080	54,757,103	8,214,886	149,493,070
Problem Gambling and Addictions Fund	12,630,000	45,050,720	36,504,736	5,476,591	99,662,047
Casino Manager	460,994,986	1,644,222,611	1,332,422,851	199,895,571	3,637,536,020
<b>Total</b>	<b>631,499,981</b>	<b>2,252,536,013</b>	<b>1,825,236,783</b>	<b>273,829,550</b>	<b>4,983,102,325</b>

*\*Unaudited-as reported by the Kansas Lottery Central Computer system.*

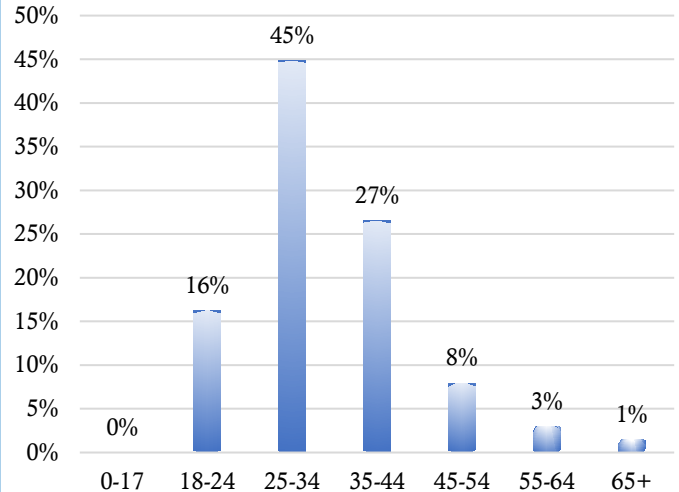
*#Other sweeps, principally lost and found funds.*

## Voluntary Exclusion Report January 2010 – November 2024

### Total Number of Exclusions

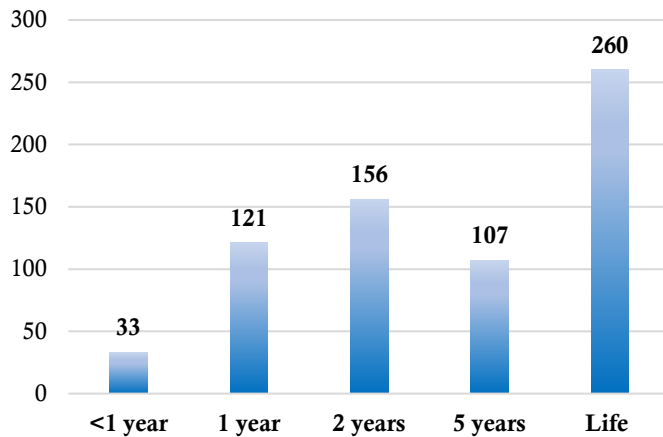


### Age of SWEP

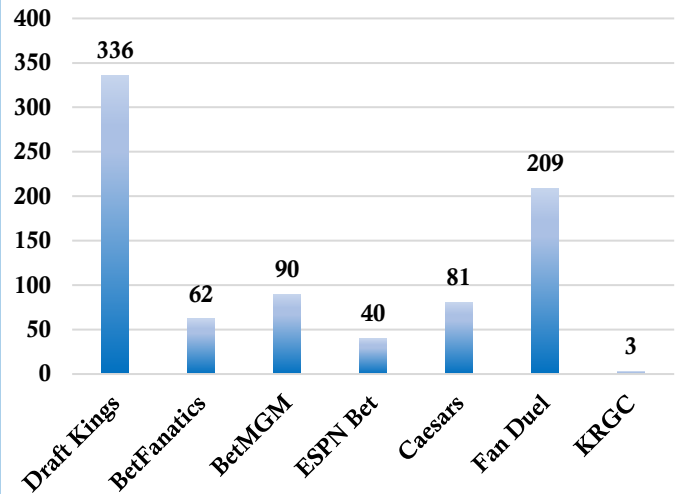


### Active Sports Wagering Exclusion Durations

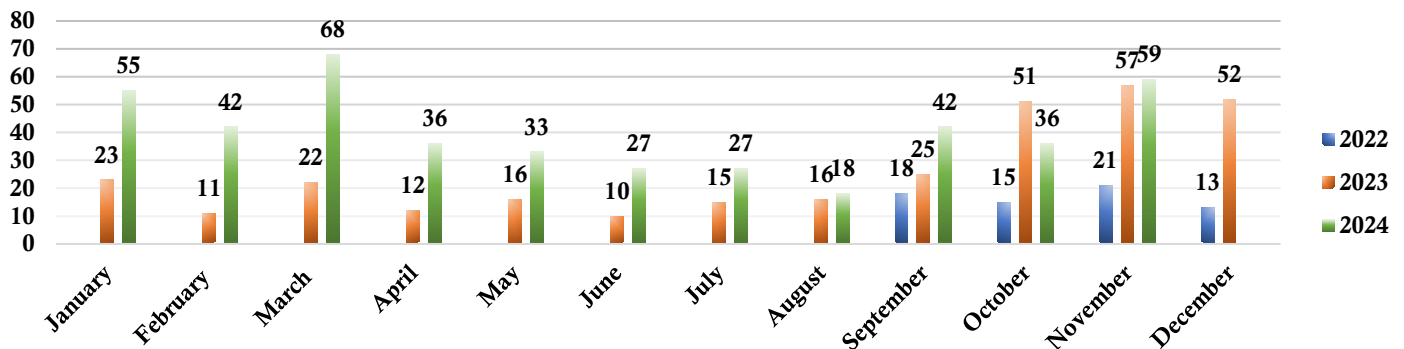
(Figures do not include completed exclusions)



### SWE Enrollment by Platform\*



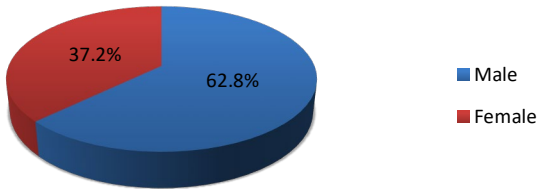
### SPORTS WAGERING EXCLUSION ENROLLMENT BY MONTH



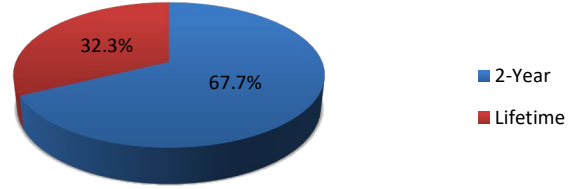
## Voluntary Exclusion Program January 2010 – November 2024

Voluntary Exclusions = 3,191  
Violation Incidents = 462 (413 individuals)

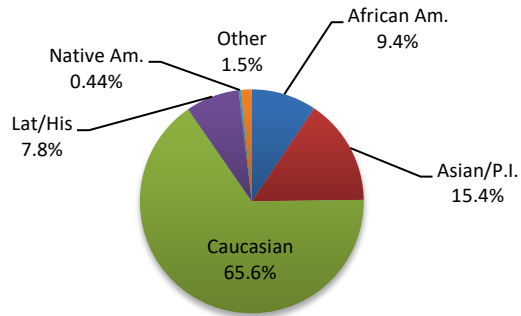
**VEP Gender**



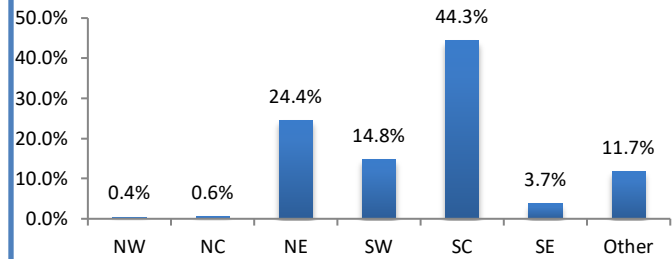
**Exclusion Period**



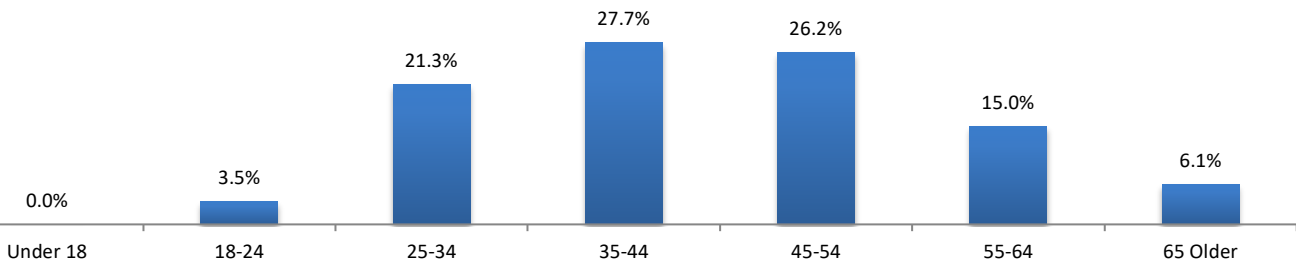
**Ethnicity**



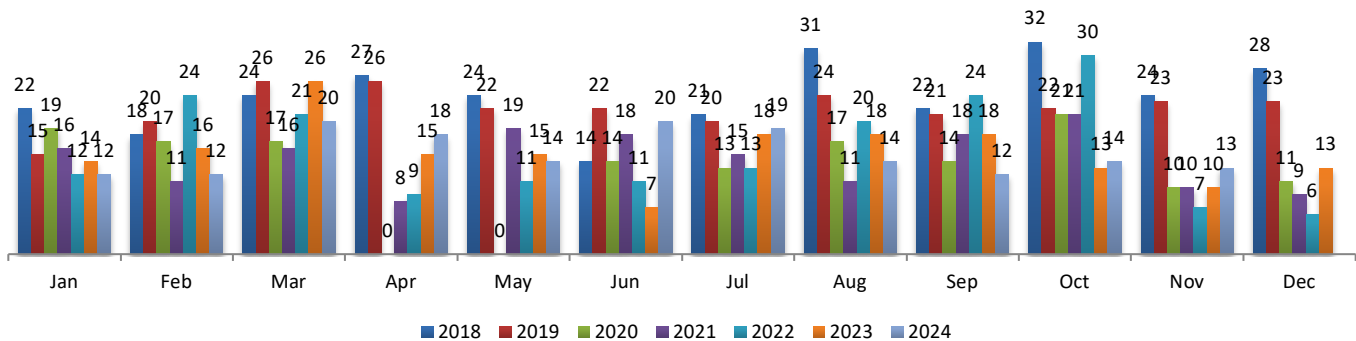
**Lottery Region**



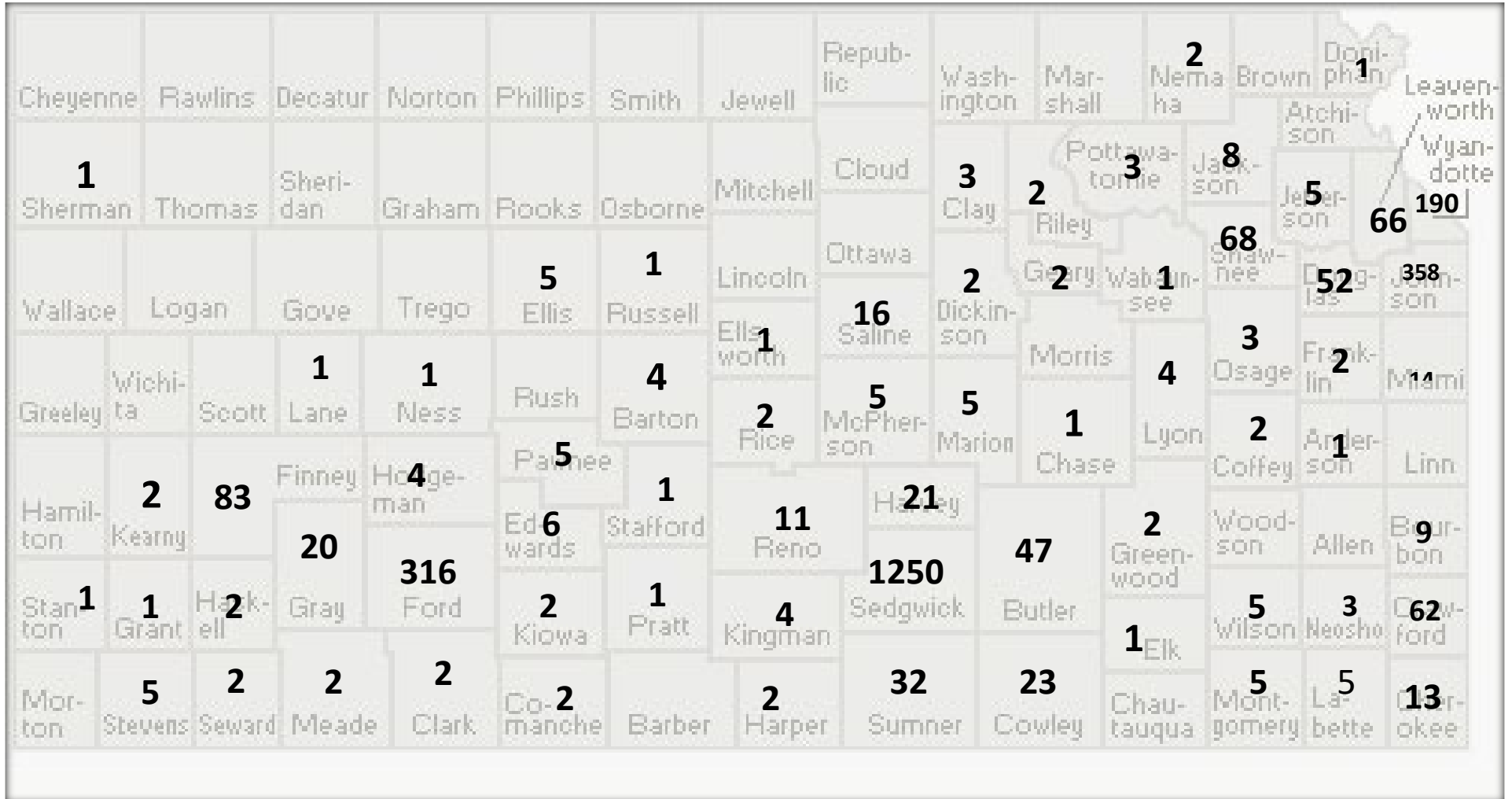
**Age of VEP**



**VEP Enrollments by Year**



## KRGC Voluntarily Excluded Persons December 2009 – November 2024



Colorado – 6  
Iowa – 5  
Kansas-2,806  
Missouri -262  
Nebraska – 7  
Oklahoma – 57  
Other-48

**TOTAL VEPs = 3,191**

All Departments		Cash Fund Balances as of November 30, 2024											
DeptID	All	ELARF				Backgrounds				Illegal Gambling			
All Funds		Beg. Balance	5,548,212			Beg. Balance	268,188			Beg. Balance	72,212		
		Revenue	3,348,375			Revenue	143,504			Revenue	37,377		
		Expenses	3,512,521			Expenses	167,962			Expenses	5,246		
		End Balance	5,384,065			End Balance	243,730			End Balance	104,343		
Fund													
BudgetUnit													
		Grand Total											
		All Funding Sources											
		YTD FY2024 ACTUALS	YTD FY2025 ACTUALS	\$ VARIANCE	% VARIANCE	November FY2024 ACTUALS	November FY2025 ACTUALS	\$ VARIANCE	% VARIANCE	YTD FY2025 BUDGET	YTD FY2025 ACTUALS	\$ VARIANCE	% VARIANCE
51000	Payroll	2,916,087	3,183,658	267,571	9%	535,343	580,203	44,860	8%	3,928,162	3,183,658	-744,504	-19%
10	Shrinkage	0	0	0	0%	0	0	0	0%	-294,612	0	294,612	-100%
Net Salaries and Wages		2,916,087	3,183,658	267,571	9%	535,343	580,203	44,860	8%	3,633,550	3,183,658	-449,892	-12%
52000	Communication	27,134	12,442	-14,692	-54%	5,011	3,316	-1,696	-34%	48,000	12,442	-35,558	-74%
52100	Freight and Express	486	1,720	1,234	254%	88	122	35	39%	542	1,720	1,178	218%
52200	Printing and Advertising	35	1,041	1,006	2855%	0	38	38	0%	604	1,041	437	72%
52300	Rents	141,038	131,688	-9,350	-7%	7,748	2,521	-5,227	-67%	117,146	131,688	14,542	12%
52400	Repair/Servicing/Mainten	6,365	19,891	13,526	213%	120	1,485	1,365	1139%	23,212	19,891	-3,321	-14%
52510	InState Travel and Subsistence	35,306	19,647	-15,659	-44%	4,290	1,469	-2,821	-66%	104,952	19,647	-85,305	-81%
52520	Out of State Travel and Subsistence	23,991	22,563	-1,428	-6%	898	0	-898	-100%	0	22,563	22,563	0%
52530	International Travel and Subsistence	0	0	0	0%	0	0	0	0%	0	0	0	0%
52600	Fees-Other Services	154,403	192,889	38,486	25%	23,986	29,692	5,706	24%	215,392	192,889	-22,503	-10%
52700	Fee-Professional Services	10,528	2,887	-7,641	-73%	898	315	-583	-65%	180,438	2,887	-177,551	-98%
52900	Other Contractual Services	3,782	14,598	10,816	286%	0	0	0	0%	9,185	14,598	5,414	59%
Subtotal Contractual Services		403,069	419,366	16,297	4%	43,039	38,958	-4,081	-9%	699,469	419,366	-280,103	-40%
53200	Food for Human Consumption	2,900	29	-2,871	-99%	0	0	0	0%	0	29	29	0%
53400	Maint Constr Material Supply	72	859	787	1094%	16	0	-16	-100%	1,792	859	-933	-52%
53500	Vehicle Part Supply Accessory	4,660	7,542	2,882	62%	1,114	2,419	1,305	117%	16,231	7,542	-8,689	-54%
53600	Pro Science Supply Material	1,313	192	-1,121	-85%	44	96	52	120%	24,942	192	-24,750	-99%
53700	Office and Data Supplies	10,014	7,389	-2,625	-26%	1,402	700	-702	-50%	44,190	7,389	-36,801	-83%
53900	Other Supplies and Materials	13,550	16,123	2,574	19%	12,345	134	-12,211	-99%	2,583	16,123	13,540	524%
Subtotal Commodities		32,508	32,134	-374	-1%	14,920	3,349	-11,571	-78%	89,738	32,134	-57,604	-64%
54000	TOTAL Capital Outlay	52,235	109,175	56,940	109%	4,259	10,693	6,434	151%	87,625	109,175	21,550	25%
Grand Total		3,403,899	3,744,333	340,433	10%	597,561	633,202	35,641	6%	4,510,381	3,744,333	-766,048	-17%

\*This report has not been audited by the State of Kansas and is intended solely for the use of the Executive Director of the Kansas Racing and Gaming Commission.



December 2024 - November 2025

Kansas Racing and Gaming Commission Planner

Dec 2024						
S	M	T	W	T	F	S
1	2	3	4	5	6	7
8	9	10	11	12	13	14
15	16	17	18	19	20	21
22	23	24	25	26	27	28
29	30	31				

DECEMBER  
13 Commission Meeting  
JANUARY  
17 Commission Meeting  
FEBRUARY

Jun 2025						
S	M	T	W	T	F	S
1	2	3	4	5	6	7
8	9	10	11	12	13	14
15	16	17	18	19	20	21
22	23	24	25	26	27	28
29	30					

Jan 2025						
S	M	T	W	T	F	S
			1	2	3	4
5	6	7	8	9	10	11
12	13	14	15	16	17	18
19	20	21	22	23	24	25
26	27	28	29	30	31	

14 Commission Meeting  
MARCH  
14 Commission Meeting  
APRIL  
18 Commission Meeting

Jul 2025						
S	M	T	W	T	F	S
			1	2	3	4
5	6	7	8	9	10	11
12	13	14	15	16	17	18
19	20	21	22	23	24	25
26	27	28	29	30	31	

Feb 2025						
S	M	T	W	T	F	S
						1
2	3	4	5	6	7	8
9	10	11	12	13	14	15
16	17	18	19	20	21	22
23	24	25	26	27	28	

MAY  
16 Commission Meeting  
JUNE  
13 Commission Meeting  
JULY  
18 Commission Meeting

Aug 2025						
S	M	T	W	T	F	S
					1	2
3	4	5	6	7	8	9
10	11	12	13	14	15	16
17	18	19	20	21	22	23
24	25	26	27	28	29	30
31						

Mar 2025						
S	M	T	W	T	F	S
						1
2	3	4	5	6	7	8
9	10	11	12	13	14	15
16	17	18	19	20	21	22
23	24	25	26	27	28	29
30	31					

AUGUST  
15 Commission Meeting  
SEPTEMBER  
12 Commission Meeting  
OCTOBER

Sep 2025						
S	M	T	W	T	F	S
	1	2	3	4	5	6
7	8	9	10	11	12	13
14	15	16	17	18	19	20
21	22	23	24	25	26	27
28	29	30				

Apr 2025						
S	M	T	W	T	F	S
		1	2	3	4	5
6	7	8	9	10	11	12
13	14	15	16	17	18	19
20	21	22	23	24	25	26
27	28	29	30			

NOVEMBER  
17 Commission Meeting  
14 Commission Meeting

Oct 2025						
S	M	T	W	T	F	S
			1	2	3	4
5	6	7	8	9	10	11
12	13	14	15	16	17	18
19	20	21	22	23	24	25
26	27	28	29	30	31	

May 2025						
S	M	T	W	T	F	S
				1	2	3
4	5	6	7	8	9	10
11	12	13	14	15	16	17
18	19	20	21	22	23	24
25	26	27	28	29	30	31

Nov 2025						
S	M	T	W	T	F	S
						1
2	3	4	5	6	7	8
9	10	11	12	13	14	15
16	17	18	19	20	21	22
23	24	25	26	27	28	29
30						