

AGENDA
KANSAS RACING AND GAMING COMMISSION
10:00 a.m., Friday, October 18, 2024

KANSAS STAR CASINO
777 Kansas Star Drive
Mulvane, KS 67110

A. CALL TO ORDER

B. APPROVAL OF AGENDA

C. APPROVAL OF MINUTES

1. [Minutes of September 13, 2024](#)

D. CONSENT AGENDA

Items listed on the consent agenda are routine in nature. If requested by a commissioner, an item may be removed from the Consent Agenda and placed under Commission Items for further discussion and consideration.

1. Approvals and revocations for certain lottery facility games and related components
 - a. [GLI Approval Letters October 2024](#)
 - b. [GLI Revocation Letters October 2024](#)
 - c. [BMM Approval Letters October 2024](#)
 - d. [BMM Revocation Letters October 2024](#)
2. Internal Control Amendment Approvals
 - a. [Kansas Star Casino Internal Control Amendment Approvals](#)

E. LOTTERY GAMING FACILITY REPORTS/ITEMS

1. Boot Hill Casino and Resort
 - a. [August Monthly Report](#)
 - b. [August Revenue Report](#)
2. Kansas Star Casino
 - a. [August Monthly Report](#)
 - b. [August Revenue Report](#)
3. Hollywood Casino at Kansas Speedway
 - a. [August Monthly Report](#)
 - b. [August Revenue Report](#)
4. Kansas Crossing Casino
 - a. [August Monthly Report](#)
 - b. [August Revenue Report](#)
5. Golden Circle, Expected Facility Licensee

F. COMMISSION ITEMS – OLD BUSINESS

None

G. COMMISSION ITEMS – NEW BUSINESS

1. Boot Hill Casino & Resort Land Transaction

Commission Action

Commission review and discussion

Presenters

Chris Reedy, President and CEO of Butler National Service Corporation

H. PUBLIC COMMENTS

I. STAFF REPORTS

1. Garrett Rogers, Paralegal

a. [Voluntary Exclusion Program Report](#)

b. [Quarterly Illegal Gambling Report](#)

2. Don Brownlee, Executive Director

J. EXECUTIVE SESSIONS

The Commission conducts executive sessions in accordance with the Kansas Open Meetings Act and all discussions are limited to the specified purposes listed in K.S.A. 75-4319. The Commission utilizes executive sessions to consult with the Commission's attorney on confidential legal matters, to discuss confidential personnel matters, to protect the confidentiality of necessarily closed information including licensee background reports, and to protect the integrity of gaming information and the confidentiality of lottery gaming facility manager finances.

The following items will be discussed during the first executive session:

1. Background Reports

The following items will be discussed during the second executive session:

1. Attorney/Client Privilege

K. OTHER BUSINESS/FURTHER COMMISSION ACTION

1. Consideration of proposed gaming licenses and renewals

L. ADJOURNMENT

KANSAS RACING AND GAMING COMMISSION

MINUTES – SEPTEMBER 13, 2024

CALL TO ORDER (A.)

Chairman David Moses called the September 13, 2024, meeting to order at 10:00 a.m. The meeting was held at the Eisenhower State Office Building in Topeka, Kansas. Notice of this meeting was given to the public via the KRGC and Public Square websites and the agency's social media pages. Commissioners Larry Turnquist, and Mike Fleming were also present. Others present included Executive Director Don Brownlee, General Counsel Judith Taylor, Director of Security Roger Bailey, Director of Gambling DJ Lopez, Director of Casino Operations Rick Wilson, and other staff. Commissioner Brandon Jones was absent due to a scheduling conflict.

MOTION, APPROVE AGENDA (B.)

Commissioner Fleming (Turnquist) moved to approve the agenda. Motion carried 3-0.

MOTION, APPROVE August 16, 2024 MEETING MINUTES (C.)

Commissioner Turnquist (Fleming) moved to approve the minutes of the August 16, 2024, meeting. Motion carried 3-0.

MOTION, APPROVE CONSENT AGENDA (D.)

Commissioner Fleming (Turnquist) moved to approve the consent agenda (six items). Motion carried 3-0.

LOTTERY GAMING FACILITY REPORTS/ITEMS; BOOT HILL CASINO & RESORT (E.1.a.)

Diane Giardine, General Manager, reported:

- August 2024 revenue numbers compared to August 2023:
 - Total gaming revenue increased 9.96%
 - Total slot revenue was up 12.93%
 - Table games revenue was down 9.83%
 - Hold was good but downed compared to last year's very high hold.
- August 2024 Sports Wagering revenue numbers
 - Retail Sportsbook Revenue \$14,529.45
 - Down 42.40% from August 2023
 - Handle was up 23%
 - Hold was down 50%
 - Digital Sportsbook Revenue: \$2,805,687.68
 - Up 60.91% from August 2023
 - Handle was up 58%
 - Hold was up 2.5%
 - August Top Events
 - Cardinals vs Cubs
 - Red Socks vs Royals
 - Braves vs Phillies
 - August Top Sports
 - MLB was 53.9% of handle
 - College Football was 22.7% of handle

LOTTERY GAMING
FACILITY
REPORTS/ITEMS;
KANSAS STAR
(E.2.a.)

- NFL pre-season was 13.7% of handle
- General Manager Giardine noted that the volume in the sportsbook is way up for August and the first part of September due to the football season returning.
- Chairman Moses asked if General Manager Giardine could tell if there has been a lot of activity for tonight's game. General Manager Giardine responded that she did not have exact numbers but that there has been wagering on the game. General Manager Giardine further explained that they see an increase in sports wagering when there is a K-State, KU Football, or Chiefs game.
- Upcoming Events and Promotions:
 - Weekly Kiosk Games
 - Weekly Food and Beverage Specials
 - Gift Giveaways
 - Rushing for Riches eGameboard
 - Labor Day Free-Play Frenzy
 - Tier Point Raise
 - Game Day Gear Giveaway
 - Grid-Iron Kickoff
 - VIP Promotions
 - Blackjack Tournament
 - Sportsbook Promotions
 - Responsible Gaming Month
- Upcoming Entertainment & Events
 - KC & The Sunshine Band – September 19
 - Roots & Boots – November 8
 - ZZ Top – November 23

Alli Kuplen, General Manager, reported:

- August 2024 revenue numbers compared to August 2023:
 - Total gross gaming revenue was increased 15.1%
 - Total slot revenue up 8.8%
 - Table games revenue up 54.1%
 - Largely due to a 24% hold compared to 15% prior year
- August 2024 Sports Wagering revenue
 - Retail Sportsbook Revenue \$88,400.00
 - Up compared to August 2023's loss of \$5,000.00
 - Digital Sportsbook Revenue: \$3,380,000.00
 - Up from August 2023's revenue of \$2,420,000.00
- August 2024 Sports Wagering
 - \$43.6 million was wagered on FanDuel online.
 - The total handle in retail was \$768k for August. This was up over \$300k over July.
 - The largest wager in retail was a \$9,560 parlay wager on the Oakland Athletics in doubleheader over the Chicago White Sox on August 6. The wager was a loss.
 - MLB was once again the most popular bet on sport in August. It was followed by college football, NFL Preseason, MMA and the WNBA.

- UFC305 did very well on August 18 with a standing room only crowd at KSC. Our handle was \$11,276 and there were 175 bets placed on the fights.
- Upcoming Events and Promotions:
 - Double Down | Friday and Saturdays
 - Autumn Sit & Go Slot Tournament | Thursdays in September | 5:00pm - 8:00pm
 - Slots & Table Games Spin & Win | Saturdays in September | 5:30pm - 10pm
 - Jacket Jackpot | Saturday, September 28 | 2:00pm – 6:00pm
 - Bamboo Pillow Gift Giveaway | Friday, September 6 | 4p-9p
 - Bamboo Quilted Throw Gift Giveaway | Friday, September 13 | 4p-9p
 - Bamboo Sheet Set Gift Giveaway | Friday, September 20 | 4p-9p
 - Bamboo Mattress Protector Giveaway | Friday, September 27 | 4p-9p
- Upcoming Entertainment & Events:
 - 38 Special | Arena | September 21

LOTTERY GAMING
FACILITY
REPORTS/ITEMS;
HOLLYWOOD
CASINO AT KANSAS
SPEEDWAY
(E.3.a.)

Lydia Garvey, General Manager, reported:

- August 2024 admissions were up 7.9% compared to August 2023
- August 2024 revenue numbers compared to August 2023:
 - Total gross gaming revenue increased 12.5%
 - Slot revenue increased 12.5%
 - Table games revenue decreased 12.4%
 - Largely due to a decrease in hold compared to the previous year.
- August 2024 Sports Wagering revenue numbers
 - Retail Sportsbook Taxable Revenue: -\$132,251.00
 - Retail Sportsbook: Top Sports
 - MLB was 59% of handle
 - College Football was 17% of handle
 - NFL pre-season was 5% of handle
 - The most wagered on event in the retail sports book was the Twins vs White Socks.
 - Digital Sportsbook Taxable Revenue: \$117,232.00
 - Increased 6% compared to August 2023
 - Handle was up 36% compared to prior year.
 - Chairman Moses asked if the facility tracks the number patrons who have travelled for the UNLV game. General Manager Garvey explained that they are only able to obtain that data if the traveling patrons used player cards when placing wagers.
 - Digital Sportsbook: Top Sports
 - MLB was 47% of handle
 - College football was 10% of handle
 - The most wagered on event in the digital sportsbook was Clemson vs Georgia and Notre Dame vs Texas A&M.
- Recent/Upcoming Events and Promotions:
 - August 29 – ESPN Bet Grand Opening

LOTTERY GAMING
FACILITY
REPORTS/ITEMS;
KANSAS CROSSING
CASINO
(E.4.a.)

Jeff McKain, General Manager, reported:

- General Manager Garvey reported that there was great turnout and that they have doubled the number of shuttles that run between Children's Mercy Park and the facility.
 - September 1 – Max Bet Mayhem
 - September 8 – Game Day Tailgate
 - September 14 – Pick, Pull, & Win
 - September 27 – 29 – NASCAR Race Weekend
 - September 27 – Race Weekend Punch Board
 - September 29 – Hollywood Casino 400 Even or Odd Drawing
 - Responsible Gaming Month
 - General Manager Garvey reported that the facility was proud to be a food partner for the Treads and Threads fundraising event.
- August 2024 admissions decreased 2% compared to August 2023
 - August 2024 revenue numbers compared to August 2023:
 - Coin in increased 5.1%
 - Table games drop increased 3.6%
 - Net gaming revenue was up 2.3%
 - August 2024 Sports Wagering revenue numbers
 - Retail Sportsbook Taxable Revenue: \$2,245.00
 - Down compared to August 2023's revenue of \$23,688.00
 - Retail wagers were \$489,239 vs \$145,203 in 2023
 - Digital Sportsbook Taxable Revenue: \$743,560.00
 - Down 15.3% compared to August 2023's revenue
 - Digital wagers were \$23,920,413. This was up 37% vs 2023
 - Most wagered event was the Women's Tennis match at the US Open between Kimberly Birrell and Julieta Pareja with \$44.883 wagered.
 - Largest winning wager was \$5,400 on Women's Tennis at the US Open which won \$13,000.
 - Chairman Moses asked if large winnings are required to be reported to the USTA. General Manager McKain explained that Caesars and the people who create the wager, track all of that very closely.
 - Events and Promotions:
 - August
 - Casino Hot Seats every Monday.
 - Camp 49 promotions every Wednesday.
 - Pick-A-Chip table games promotion Fridays.
 - VIP event in the Corral on Saturday the 17th.
 - Summer Times Spins promotion on Saturdays.
 - Casino gifts on Sunday.
 - Concerts included Little River Band 16th and Tribute to ABBA 23rd.
 - September
 - Casino Hot Seats every Monday.
 - Kiosk games on Tuesdays.

- Camp 49 promotions every Wednesday.
- Pick-And-Win table games promotion Fridays.
- VIP event in the Corral on Saturday the 21st.
- Strike it Rich promotion on Saturdays.
- Casino gifts on Sunday.

HISTORICAL HORSE
RACING FACILITY
LICENSEE
REPORTS/ITEMS;
GOLDEN CIRCLE
(E.5.a.)

Scott Beeler, Golden Circle Representative, reported:

- Construction continues on schedule. Golden Circle is still anticipating opening in the fourth quarter of 2025.
 - Chairman Moses asked if Golden Circle is still anticipating opening in September of 2025. Mr. Beeler stated that was the general report he got, and that he believes the facility will open in the beginning of the fourth quarter.
 - Commissioner Turnquist asked if the facility has begun any signage. Mr. Beeler responded that no signage has been put up, but there is ongoing discussion.
- There are a lot of license applications that are in process, some have been submitted to the agency and may even be before the commission today for consideration.
- There was a meeting last month between KRGCC staff and Golden Circle managers pertaining to historical horse racing regulations.
- The commission is invited to visit the construction and possibly receive a tour.
- Chairman Moses shared that he had received a message from a state senator from Winfield regarding the construction of the HHR facility.

COMMISSION ITEMS
– OLD BUSINESS; (F.)

There was no old business.

COMMISSION ITEMS
– NEW BUSINESS;
FY25 & FY26 KRGCC
BUDGET PROPOSALS
(G.1)

Brandi White, Director of Administration, Audit, and Finance presented the fiscal year 2025 and 2026 annual budgets on behalf of KRGCC.

Chairman Moses recalled that last year the Legislature reduced the budget amount because the parimutuel, in the Legislature's opinion, will not be incurring expenses for fiscal year 2024. Chairman Moses asked if the proposed budget for fiscal year 2025 had those dollars put back in. Director White responded that the Legislature removed the budgeted dollars for fiscal year 2024 and the agency did have \$170,000 in parimutuel expenditures for fiscal year 2024. However, because the agency is a no-limit fee fund, in an effort to ensure the agency does not hinder the industry the agency was able to spend those monies. Director White noted that the Legislature did also approve the fiscal year 2025 expenditures for parimutuel activity. Director White explained that there has been some shifting of expenses in the fiscal year 2025 budget; the agency budgeted for nine months of salary and wages and increased the capital outlay because the agency always experiences more capital outlay in the initial start up phase. The agency was approved for \$50,000 of capital outlay for fiscal year 2025, the agency moved \$100,000 to capital outlay, which is what was requested in the fiscal year 2024 budget. Chairman Moses asked if similar

questions will be raised when the legislative review of the proposed budget comes up, because of a fourth-quarter of 2025 opening. Director White confirmed that it is anticipated but in fiscal year 2025 there will not be any racing activity, however KRGC has always told the Legislature that it takes about six-months to get staff onsite, up to speed, and appropriately changed. The nine-month window of salary and wages includes that six-months in addition to the hours that have already been billed to the facility.

Chairman Moses asked if the agency coming in 12% below budget was reflective of the cuts made by the Legislature or if it were the result of the agency's efficiency. Director White explained that it was the result of the agency. Chairman Moses commended the agency and Executive Director Brownlee for cognizant of spending money wisely.

MOTION – APPROVE
KRGC FISCAL YEARS
2025 AND 2026
BUDGETS (G.2)

Commissioner Turnquist (Fleming) moved to approve the Kansas Racing and Gaming Commission fiscal year 2025 and 2026 budget subject to technical changes to be made upon entering the budget into IBARS, the state budget system, and potential future changes made by the Division of Budget, the Governor, and the Legislature. Motion passed 3-0.

COMMISSION ITEMS –
NEW BUSINESS; FY25
& FY26 KSGA
BUDGET PROPOSALS
(G.3)

Director White noted that a change in calendar allowed Executive Director of the Kansas State Gaming Agency Kala Loomis to be present. Brandi White, Director of Administration, Audit, and Finance presented the fiscal year 2025 and 2026 annual budgets on behalf of the Kansas State Gaming Agency

MOTION – APPROVE
KSGA FISCAL YEARS
2025 AND 2026
BUDGETS (G.4)

Commissioner Turnquist (Fleming) moved to approve the Kansas State Gaming Agency fiscal year 2025 and 2026 budget subject to technical changes to be made upon entering the budget into IBARS, the state budget system, and potential future changes made by the Division of Budget, the Governor, and the Legislature. Motion passed 3-0.

Chairman Moses noted for the record that Executive Director Brownlee had received an email from the absent Commissioner Jones regarding the proposed budgets. In the email, Commissioner Jones reported that he reviewed the budget proposal materials, had no questions, concerns, or other input, and would have voted to approve as proposed. Commissioner Jones extends his apologies for missing the meeting and plans to attend the October meeting.

PUBLIC COMMENTS
(H.)

There were no public comments.

STAFF REPORTS
(I.1. and I.2.)

Garrett Rogers, Paralegal, reported on both the Voluntary Exclusion Program and Sports Wagering Exclusion Program statistics for August 2024.

Executive Director Brownlee reported:

- This week the Senate Confirmation Oversight Committee approved the reappointment of Chairman Moses to another term with the Kansas Racing and Gaming Commission. Staff congratulates the Chairman on his reappointment.
- Effective September 1st, KRGC had a realignment of senior staff on the law enforcement side of the agency. Roger Bailey Director of Security and Licensing now has responsibility for security approvals, electronic gaming, backgrounds, and licensing. DJ Lopez Director of Gambling will be responsible for sports wagering, historical horse racing, parimutuel racing, and the startup of Golden Circle and Eureka Downs. Added to senior staff is Rick Wilson Director of Casino Operations will be responsible for the field personnel at the four lottery gaming facilities as well as Golden Circle.
- It was previously reported that the sports wagering ballot initiative would not be able to appear on the Missouri November ballot due to insufficient signatures. A Missouri judge ruled that signatures deemed invalid were in fact valid. This ruling means that the ballot initiative does qualify to appear on the November ballot.
 - Commissioner Fleming asked what the deadline was for the determination on whether the ballot initiative will appear. Executive Director Brownlee responded that he did not know the deadline but presumes it is soon.
- The Osage Nation Indian Tribe is also planning a casino at the Lake of the Ozarks. They first need to put land in trust, get approval from the Department of Interior, and then get a compact with the state.
- The Mid-States Organized Crime Information Center provided information regarding scams. According to FBI 2022 statistics, most scam complaints came from the age group of 30-39 with over 94,000 complaints. The most dollars lost to scams come from 60 and older age group with an economic loss of over \$3 billion. The most frequent scams are grandparent scams, romance scams, fake prize scams, impersonating authority scams, and phishing scams.
 - Chairman Moses asked if the economic loss was nationwide or specific to the Midwest. Executive Director Brownlee confirmed it is nationwide.
- The next commission meeting is scheduled for October 18th at 10:00a.m. at the Kansas Star Casino.

MOTION,
EXECUTIVE SESSION;

Commissioner Turnquist (Fleming) moved that the Commission go into executive session for purpose of reviewing confidential background reports

CONFIDENTIAL
BACKGROUND
REPORTS
(J.1.)

presented today by the commission's security division. In addition to the commissioners, the confidential background reports portion included the executive director, general counsel, and director of security. The total time for the executive session was anticipated to be fifteen (15) minutes until 10:55 a.m. No action is to be taken in executive session, and the subjects discussed are to be limited as previously described. A full record of this motion is to be maintained as part of the permanent record of the Kansas Racing and Gaming Commission. At the conclusion of the executive session, the meeting is to be continued in open session. The motion carried 3-0, and the meeting was adjourned to executive session at 10:40 a.m.

RECONVENE
(J.2.)

The commission meeting returned to open session at 10:55 a.m. with Chairman Moses, Commissioner Turnquist, and Commissioner Fleming present.

MOTION,
EXECUTIVE SESSION;
ATTORNEY-CLIENT
PRIVILEGE
(J.3)

Commissioner Fleming (Turnquist) moved that the Commission go into executive session for the purpose of consulting with the agency's attorney on attorney-client privileged communications. In addition to the commissioners, the attorney-client privileged communications will include the executive director, general counsel. After discussion, the total time for the executive session was anticipated to be forty-five (45) minutes until 11:45 a.m. No action is to be taken in executive session, and the subjects discussed are to be limited as previously described. A full record of this motion is to be maintained as part of the permanent record of the Kansas Racing and Gaming Commission. At the conclusion of the executive session, the meeting is to be continued in open session. The motion carried 3-0, and the meeting was adjourned to executive session at 11:00 a.m.

RECONVENE
(J.4.)

The commission meeting returned to open session at 11:45 a.m. with Chairman Moses, Commissioner Turnquist, and Commissioner Fleming present.

MOTIONS ON
LICENSE
APPLICATIONS
(L.)

Commissioner Turnquist (Jones) moved to *deny seven* license applications and *approve the remaining 162* license applications from the September 13, 2024, list of background reports referred to the commission for action. The motion carried 3-0.

OTHER BUSINESS;
(M.)

There were no other items for discussion or motion.

ADJOURNMENT
(N.)

Chairman Moses stated that the October 18, 2024, commission meeting will begin at 10:00 a.m. for an in-person meeting at the Kansas Star Casino in Mulvane, Kansas.

SUBMITTED BY:

Commissioner Fleming (Turnquist) moved to adjourn the meeting. Motion passed 3-0. The meeting was adjourned at 11:47 a.m.

Larry Turnquist
Secretary

APPROVED BY:

David Moses
Chairman

DRAFT

GLI Approved

Pending Commission Approval

10/18/2024

Manufacturer	File Number	ID Number	Game Name	Version
Aristocrat Technologies, Inc.	MO-73-ARI-24-32	1.01-69036	Eagle Ascension	1.01
Aristocrat Technologies, Inc.	MO-73-ARI-24-47	1.01-69026	Conan The Barbarian	1.01
Aristocrat Technologies, Inc.	MO-73-ARI-24-48	CTB-DSCH-01	Conan The Barbarian Vertex Schedule	1
Aristocrat Technologies, Inc.	MO-73-ARI-24-51	1.01-69283	Great King - Grand Legends	1.01
Aristocrat Technologies, Inc.	MO-73-ARI-24-52	GL-SCH-01	Grand Legends Vertex Schedule	1
Aristocrat Technologies, Inc.	MO-73-ARI-24-60	1.01-69284	Grand Legends Magic Warrior	1.01
Aristocrat Technologies, Inc.	MO-73-ARI-24-65	1.01-69674	NFL Super Bowl Jackpots	1.01
Aristocrat Technologies, Inc.	MO-73-ARI-24-67	1.01-69336	Buffalo Gold Cash Collection	1.01
Aristocrat Technologies, Inc.	MO-73-ARI-24-68	BGCC-SCH-01	Buffalo Gold Cash Collection Vertex Schedule	1
Aristocrat Technologies, Inc.	MO-73-ARI-24-69	1.01-69511	Bao Zhu Zhao Fu Ignite Red Prosperity	1.01
Aristocrat Technologies, Inc.	MO-73-ARI-24-70	1.01-69512	Bao Zhu Zhao Fu Ignite Blue Prosperity	1.01
Aristocrat Technologies, Inc.	MO-73-ARI-24-71	BZZFI-SCH-01	Bao Zhu Zhao Fu Ignite Vertex Schedule	1
Aristocrat Technologies, Inc.	MO-73-ARI-24-72	1.01-69037	Fu Dai Lian Lian Extreme	1.01
Aristocrat Technologies, Inc.	MO-73-ARI-24-73	FDLLEX-SCH-01	Fu Dai Lian Lian Extreme Vertex Schedule	1
Aristocrat Technologies, Inc.	MO-73-ARI-24-75	NFLTS-SCH-01	NFL Triple Score Vertex Schedule	1
Aristocrat Technologies, Inc.	MO-73-ARI-24-77	CED-SCH-01	Cash Express Dragon Vertex Schedule	1
Aristocrat Technologies, Inc.	SY-08-ARI-24-04	onelink-slots-controlled-java.jar (App Server)	N/A	6.2.3.14
Aristocrat Technologies, Inc.	SY-08-ARI-24-05	Marker Write Off.rdl	N/A	-1571707824
Aristocrat Technologies, Inc.	SY-509-ARI-20-03	Attestation Letter	PlayerMax	N/A
Aristocrat Technologies, Inc.	SY-73-ARI-24-13	OS1.1.114_Sentinel15.0.5.3.s3da	N/A	15.0.5.3
Aristocrat Technologies, Inc.	SY-73-ARI-24-13	Sentinel15.0.5.3.s3da	N/A	15.0.5.3
Aristocrat Technologies, Inc.	SY-73-ARI-24-13	OS1.1.114_Sentinel15.0.5.3.img.gz	N/A	15.0.5.3
Aristocrat Technologies, Inc.	SY-73-ARI-24-13	sentinel.img (nCompass)	N/A	15.0.5.3
Aristocrat Technologies, Inc.	SY-73-ARI-24-13	nCompass_OS_v1.1.114_EXE_v15.0.5.3_PT206.fw	N/A	15.0.5.3
Aristocrat Technologies, Inc.	SY-73-ARI-24-13	OS2.0-33_Sentinel15.0.5.3.s3da	N/A	15.0.5.3
Aristocrat Technologies, Inc.	SY-73-ARI-24-13	Sentinel15.0.5.3-lite.s3da	N/A	15.0.5.3
Aristocrat Technologies, Inc.	SY-73-ARI-24-13	OS2.0-33_Sentinel15.0.5.3.img.gz	N/A	15.0.5.3
Aristocrat Technologies, Inc.	SY-73-ARI-24-13	sentinel.img (nCompass LITE)	N/A	15.0.5.3
CADILLAC JACK	MO-22-CAD-24-14	Rakin' Bacon Sahara (9809) R219693	Rakin' Bacon! Sahara	V0906241515
CADILLAC JACK	MO-22-CAD-24-14	PT3375	Rakin' Bacon! Sahara	N/A
CADILLAC JACK	MO-283-CAD-24-02	OS	Main Program	V24.1.2_C3/R220350
CADILLAC JACK	MO-283-CAD-24-02	HOME	Main Program	V24.1.2_C3/R220350
CADILLAC JACK	MO-283-CAD-24-02	PLAYER	Main Program	V24.1.2_C3/R220350
CADILLAC JACK	MO-283-CAD-24-02	BOOT	Main Program	V24.1.2_C3/R220350
CADILLAC JACK	MO-283-CAD-24-02	SYSTEM CF V0816242032	Operating System	V24.1.2_C3/R220350
CADILLAC JACK	MO-73-CAD-24-93	Rakin' Bacon Odyssey (9808) R219692	Rakin' Bacon! Odyssey	V0906241455
CADILLAC JACK	MO-73-CAD-24-93	PT3375	Rakin' Bacon! Odyssey	N/A
Everi Games, Inc.	MO-63-MMG-24-02	9865	MF_ChaChingParty	2.0.0-13
FanDuel	09/25/2024	SY-559-FAN-24-18	Sportsbook	
FanDuel	09/25/2024	SY-580-FAN-24-18	PAM	
FanDuel	09/25/2024	SY-580-FAN-24-19	PAM	
FanDuel	09/30/2024	SY-559-FAN-24-19	Sportsbook	
First American Bankcard, Inc aka FabiCash	SY-10-FAB-24-02	FABI.LnW.Models.dll	Kiosk Software	1.0.0.0
First American Bankcard, Inc aka FabiCash	SY-10-FAB-24-02	FABI.LnW.Abstractions.dll	Kiosk Software	1.0.0.0
First American Bankcard, Inc aka FabiCash	SY-10-FAB-24-02	FABI.LnW.Client.dll	Kiosk Software	1.0.0.0
First American Bankcard, Inc aka FabiCash	SY-10-FAB-24-02	FABI.LnW.Client.HttpClient.dll	Kiosk Software	1.0.0.0
First American Bankcard, Inc aka FabiCash	SY-73-FAB-24-04	FABI.Track.JackpotTickets.PDF.Generator.dll	Kiosk Software	1.0.2.0
First American Bankcard, Inc aka FabiCash	SY-73-FAB-24-04	FABI.Track.JackpotTickets.Image.Generator.dll	Kiosk Software	1.0.2.0

Manufacturer	File Number	ID Number	Game Name	Version
IGT	MO-136-IGT-23-03	ASGB020THQX001	Total Gaming Slot Bundle	N/A
IGT	MO-136-IGT-23-03	AB020THQX001	Total Gaming Slot Bundle	N/A
IGT	MO-22-IGT-24-10	GAME020009PRBP03	Prosperity Link Ji Xiang Ru Yi	ASCENT GAME PACKAGE
IGT	MO-22-IGT-24-10	GI020009PRBP003	Prosperity Link Ji Xiang Ru Yi	ASCENT INSTALL
IGT	MO-73-IGT-22-108	UCGS349A1	Stinkin' Rich Tournament LED Sign Controller	N/A
IGT	MO-73-IGT-23-129	UCGS362B1	Gong Xi Fa Cai Bamboo Lanterns / Dragon Cove Sign Controller	N/A
IGT	MO-73-IGT-23-87	UCGS348A2	Stinkin' Rich Tournament LED Sign Controller	N/A
IGT	MO-73-IGT-24-27	GAME020009GXNP02	Gong Xi Fa Cai Link Bamboo Lanterns	ASCENT GAME PACKAGE
IGT	MO-73-IGT-24-27	GI020009GXNP002	Gong Xi Fa Cai Link Bamboo Lanterns	ASCENT INSTALL
IGT	MO-73-IGT-24-28	GAME020009GXMP02	Gong Xi Fa Cai Link Dragon Cove	ASCENT GAME PACKAGE
IGT	MO-73-IGT-24-28	GI020009GXMP002	Gong Xi Fa Cai Link Dragon Cove	ASCENT INSTALL
IGT	MO-73-IGT-24-51	GI02000BMGTX005	Stinkin' Rich Tournament	ASCENT INSTALL
IGT	MO-73-IGT-24-51	GAME02000BMGTX05	Stinkin' Rich Tournament	ASCENT GAME PACKAGE
IGT	MO-73-IGT-24-69	GAME020001GLGX04	Cleopatra II	ASCENT GAME PACKAGE
IGT	MO-73-IGT-24-69	GI020001GLGX004	Cleopatra II	ASCENT INSTALL
IGT	MO-73-IGT-24-70	GI020001GKHD004	Pharaoh's Fortune	ASCENT INSTALL
IGT	MO-73-IGT-24-70	GAME020001GKHD04	Pharaoh's Fortune	ASCENT GAME PACKAGE
IGT	MO-73-IGT-24-71	GAME020001RMPD04	Blackjack Ascent	ASCENT GAME PACKAGE
IGT	MO-73-IGT-24-71	GI020001RMPD004	Blackjack Ascent	ASCENT INSTALL
IGT	MO-73-IGT-24-72	ASGB020GLFX003	Classic Game King Slots	N/A
IGT	MO-73-IGT-24-72	AB020GLFX003	Classic Game King Slots	N/A
Kambi Services Ltd	09/25/2024	MO-604-KAM-24-03	Wagering Record Keeper	
Kambi Services Ltd	09/25/2024	SY-605-KAM-24-03	Wagering Record Keeper	
Kambi Services Ltd	10/07/2024	MO-604-KAM-24-01	Wagering Record Keeper	
KONAMI GAMING INC.		MO-231-KON-24-03	KGI_M463DDL030WD00	Charms Full Link Leprechaun's Blessing
KONAMI GAMING INC.		MO-231-KON-24-04	KGI_M463DSL040WD00	Charms Full Link Leprechaun's Blessing
KONAMI GAMING INC.		MO-231-KON-24-05	KGI_M464DDL030WD00	Charms Full Link Leprechaun's Gifts
Light & Wonder, Inc. - Class III (FKA SG Gaming)		MO-73-BAL-20-119	A46C-000-1010	Invaders Attack From The Planet Moolah
Light & Wonder, Inc. - Class III (FKA SG Gaming)		MO-73-BAL-22-107	A6BA-000-1000	Ultimate Fire Link Glacier Gold
Light & Wonder, Inc. - Class III (FKA SG Gaming)		MO-73-BAL-22-69	A6B7-000-1010	Ultimate Fire Link China Street
Light & Wonder, Inc. - Class III (FKA SG Gaming)		MO-73-BAL-22-71	A6B8-000-1000	Ultimate Fire Link Olvera Street
Light & Wonder, Inc. - Class III (FKA SG Gaming)		MO-73-BAL-22-95	A6B9-000-1000	Ultimate Fire Link By the Bay
Light & Wonder, Inc. - Class III (FKA SG Gaming)		MO-73-BAL-23-109	A8F8-000-1010	Duo Fu Duo Cai 88 Fortunes
Light & Wonder, Inc. - Class III (FKA SG Gaming)		MO-73-BAL-23-110	A8F6-000-1010	Duo Fu Duo Cai 5 Treasures
Light & Wonder, Inc. - Class III (FKA SG Gaming)		MO-73-BAL-23-111	A8F7-000-1010	Duo Fu Duo Cai Diamond Eternity
Light & Wonder, Inc. - Class III (FKA SG Gaming)		MO-73-BAL-23-12	A7B2-000-1000	Ultimate Fire Link Ultra Bank China Street
Light & Wonder, Inc. - Class III (FKA SG Gaming)		MO-73-BAL-23-57	A8A1-000-1000	Ultimate Fire Link Ultra Bank Olvera Street
Light & Wonder, Inc. - Class III (FKA SG Gaming)		MO-73-BAL-24-61	A8CE-000-1000	Huff N' Puff Money Mansion
Light & Wonder, Inc. - ETG (FKA Bally West)		MO-73-SHU-24-02	i-Deal_CardRec_4.0.041_setup.enc1	i-Deal
Light & Wonder, Inc. - ETG (FKA Bally West)		MO-73-SHU-24-02	i-Deal_CardRec_4.0.041.bin	i-Deal
Light & Wonder, Inc. - ETG (FKA Bally West)		MO-73-SHU-24-02	i-Deal_Mico32_4.1.014_setup.enc1	i-Deal
Light & Wonder, Inc. - ETG (FKA Bally West)		MO-73-SHU-24-02	i-Deal_Mico32_4.1.014.bin	i-Deal
* EXECUTIVE APPROVAL				

GLI Revoked

Pending Commission Approval

18-Oct-24

Revoked Manufacturer	Revoked File Number	Revoked ID Number	Revoked Game Name	New ID Number	New File Number	Replace By
Aristocrat Technologies, Inc.	SY-286-ARI-11-01	Sentinel.exe		sentinel.img (nCompass)	SY-73-ARI-24-13	12/17/2024
Aristocrat Technologies, Inc.	SY-286-ARI-11-01	nCompass1.2.4.9_OS1.4.14.img		Sentinel15.0.5.3.img.gz	SY-73-ARI-24-13	12/17/2024
Aristocrat Technologies, Inc.	SY-286-ARI-11-01	nCompass1.2.4.9_OS1.4.14.S3DA		Sentinel15.0.5.3.img.gz	SY-73-ARI-24-13	12/17/2024
Aristocrat Technologies, Inc.	SY-73-ARI-12-01	Sentinel.exe		sentinel.img (nCompass)	SY-73-ARI-24-13	12/17/2024
Aristocrat Technologies, Inc.	SY-73-ARI-12-01	nCompass1.2.5.131_OS1.5.0.img		Sentinel15.0.5.3.img.gz	SY-73-ARI-24-13	12/17/2024
Aristocrat Technologies, Inc.	SY-73-ARI-23-07	sentinel.img (nCompass)		sentinel.img (nCompass)	SY-73-ARI-24-13	12/17/2024
Aristocrat Technologies, Inc.	SY-73-ARI-23-07	sentinel.img (nCompass LITE)		sentinel.img (nCompass LITE)	SY-73-ARI-24-13	12/17/2024
Aristocrat Technologies, Inc.	SY-73-ARI-23-07	OS1.1.114_Sentinel15.0.3.1.img.gz		Sentinel15.0.5.3.img.gz	SY-73-ARI-24-13	12/17/2024
Aristocrat Technologies, Inc.	SY-73-ARI-23-07	OS2.0-33_Sentinel15.0.3.1.img.gz		Sentinel15.0.5.3.img.gz	SY-73-ARI-24-13	12/17/2024
Aristocrat Technologies, Inc.	SY-394-ARI-23-01	OS1.1.114_Sentinel2.11.4.4.img.gz		Sentinel15.0.5.3.img.gz	SY-73-ARI-24-13	12/17/2024
Aristocrat Technologies, Inc.	SY-394-ARI-23-01	sentinel.img (nCompass)		sentinel.img (nCompass)	SY-73-ARI-24-13	12/17/2024
Aristocrat Technologies, Inc.	SY-394-ARI-23-01	OS2.0-33_Sentinel2.11.4.4.img.gz		OS2.0-33_Sentinel15.0.5.3.img.gz	SY-73-ARI-24-13	12/17/2024
Aristocrat Technologies, Inc.	SY-394-ARI-23-01	sentinel.img (nCompass LITE)		sentinel.img (nCompass LITE)	SY-73-ARI-24-13	12/17/2024
IGT	MO-22-IGT-20-89	GAME020001GKHD02	Pharaoh's Fortune	GAME020001GKHD04	MO-73-IGT-24-70	01/16/2025
IGT	MO-22-IGT-20-89	GI020001GKHD002	Pharaoh's Fortune	GI020001GKHD004	MO-73-IGT-24-70	01/16/2025
IGT	MO-432-IGT-22-07	GAME020001GKMD04	Mystical Mermaid	ASGB020THQX001	MO-136-IGT-23-03	01/16/2025
IGT	MO-432-IGT-22-07	GI020001GKMD004	Mystical Mermaid	AB020THQX001	MO-136-IGT-23-03	01/16/2025

BMM Approved

Pending Commission Approval

10/18/2024

Manufacturer	Report Number	Game Name
Konami	KGI14581KS	Crazy Stuffed Coins Toad
LNW Gaming Inc	SCG13801KS	Huff N' More Puff Power 4
IGT	IGTU34501KS	RED HOT JACKPOTS DBL SIZZLING 7S FG MLP 5R20L100C
IGT	IGTU34271KS	HOT HIT FREE GAMES RAINBOW RICHES 7S 5R30L DRS (HOT)
IGT	IGTU31201KS	GRAND BUDDHA FREE GAMES 5R38L CURVE (GAB)
Aristocrat Technologies Inc.	ATI20001KS	World Base and Linux OS
Aristocrat Technologies Inc.	ATI20011KS	Setchip 7.02.80.02
IGT	IGTU31521KS	ZHAO CAI ZHU GETTIN PIGGY WITH IT FREE GAMES 5R25L CURVE (CIC)
IGT	IGTU32431KS	ZHAO CAI ZHU YO HO HOG FREE GAMES 5R25L CURVE (HCZ)

BMM Revoked

Pending Commission Approval

18-Oct-24

Revoked Manufacturer	Revoked File Number	Revoked ID Number	Revoked Game Name	New File Number	New ID Number	Replace By
IGT	IGTU30051KS	GI02000CHOTX001	Hot Hit Free Games Rainbow Riches 7s	IGTU34271KS	GI02000CHOTX002	12/02/2024
IGT	IGTU30051KS	GAME02000CHOTX01	Hot Hit Free Games Rainbow Riches 7s	IGTU34271KS	GAME02000CHOTX02	12/02/2024

Eisenhower State Office Building
700 SW Harrison, Suite 500
Topeka, KS 66603



Phone: (785) 296-5800
Fax: (785) 296-0900
krge@krge.ks.gov
krge.ks.gov

Don Brownlee, Executive Director

Laura Kelly, Governor

Kansas Star Casino Internal Control Amendments

October 18, 2024

<u>Item #/ (Description)</u>	<u>Regulation Waiver?</u>	<u>Regulation/IC Reference</u>	<u>Staff Recommendation</u>
KS359 – Lead Supervisor Sports	No	KAR 112-201-23/Sports Wagering Sections 1 and 2	Approval
KS388 – Non Gaming Org Chart	No	112-104-2/Non Gaming Org Chart and Job Descriptions, Sections 2 & 2a	Approval
KS390 – Sensitive Key Log	No	112-105-2/Security Section 5	Approval

BOOT HILL CASINO & RESORT
REPORT PRESENTED TO
THE KANSAS RACING AND GAMING COMMISSION
October 18, 2024

By: Diane Giardine

For the month of September 2024, BHCR experienced a decrease in Total Gaming Revenue of 6.51% over September 2023. Total Slot Revenue was down 5.55% and Table Games Revenue was down 13.74%.

For the month of September 2024, the total Retail Sportsbook Revenue as defined by the Kansas Lottery was \$47,737. This is up 67.86% from September 2023. Total Digital Sportsbook Revenue as defined by the Kansas Lottery was \$9,544,704 This is up 304.58% compared to September 2023.

Upcoming Promotions & Events

- Weekly Kiosk Games
- Weekly Food and Beverage Specials
- Gift Giveaways
- Rushing for Riches eGameboard
- VIP Promotions
- Sportsbook Promotions

Upcoming Entertainment & Events

- Roots & Boots – November 8
- ZZ Top – November 23
- Sara Evans – December 6

Eisenhower State Office Building
700 SW Harrison, Suite 500
Topeka, KS 66603



Phone: (785) 296-5800
Fax: (785) 296-0900
krge@ks.gov
krge.ks.gov

Don Brownlee, Executive Director

Laura Kelly, Governor

BOOT HILL CASINO & RESORT

Lottery Gaming Facility Revenue-Unaudited*

	September 2024	September 2023	Fiscal YTD 2025	Fiscal YTD 2024
Electronic gaming machines	3,455,617.98	3,658,363.85	10,669,036.13	10,419,923.07
Table games	420,952.53	488,609.24	1,164,185.49	1,447,497.78
Other #	<u>3,039.25</u>	<u>2,730.10</u>	<u>3,245.51</u>	<u>2,998.94</u>
Total Lottery Gaming Facility Revenue	<u><u>3,879,609.76</u></u>	<u><u>4,149,703.19</u></u>	<u><u>11,836,467.13</u></u>	<u><u>11,870,419.79</u></u>
State Share 22%	853,514.15	912,934.70	2,604,022.77	2,611,492.35
Local Share 3%	116,388.29	124,491.10	355,094.01	356,112.59
Problem Gambling Share 2%	77,592.20	82,994.06	236,729.34	237,408.40
Casino Share 73%	2,832,115.12	3,029,283.33	8,640,621.00	8,665,406.45

****Unaudited-as reported by the Kansas Lottery Central Computer system.***

#Other sweeps, principally lost and found funds.

KANSAS STAR CASINO
REPORT PRESENTED TO
THE KANSAS RACING AND GAMING COMMISSION
October 18, 2024
By: Alli Kuplen

For the month of September 2024 KSC experienced a 2.3% increase in Total Gross Gaming Revenue compared to September 2023. Total Slot Revenue was down 3.9% and Table Games Revenue was up 37.9%.

For the month of September 2024, the total Retail Sportsbook Revenue as defined by the Kansas Lottery is \$267K which is up to September 2023's revenue of \$51.8K. Total Digital Sportsbook Revenue as defined by the Kansas Lottery is \$5.45M. This is up from September 2023's revenue of \$2.89M.

Upcoming Promotions & Events

- Double Down | Friday and Saturdays
- Spooky Sit and Go Slot Tournament | Thursdays in October | 5:00pm - 8:00pm
- Slots & Table Games Spin & Win | Saturdays in October | 5:30pm - 10pm
- Roaster Pan Gift Giveaway | Friday, October 4 | 4p-9p
- Electric Salt and Pepper Grinder Gift Giveaway | Friday, October 11 | 4p-9p
- Tahari Oil and Vinegar holders Gift Giveaway | Friday, October 18 | 4p-9p
- Vacuum Sealer Gift Giveaway | Friday, October 25 | 4p – 9p
- Titanium Almost There Event | Friday, October 25 | 6pm
- Onyx Almost There Event | Saturday, October 26 | 6pm

Upcoming Entertainment & Events

- 98 Degrees | Arena | October 19

August FanDuel Sportsbook Notes

- \$70 million was wagered on FanDuel online.
- The total handle in retail was \$1.6 million for September. This was up over \$900k from August.
- The largest wager in retail was a \$10,500 straight wager on the Buffalo Bills -4.5 over the Jacksonville Jaguars on 9/23. This wager was a winner and paid out \$20,500. This was also the largest payout for the month.
- Football ruled the betting in retail as College Football had 47% of the total handle followed by the NFL with 37%. They were followed by Major League Baseball at 12%, WNBA at 3%, MMA at 2% and then soccer, golf and tennis around 1% each.
- UFC306 did great with a handle of over \$32k and revenue of \$26k. This is one of the largest UFC PPV events we have had.

KANSAS STAR CASINO & RESORT

Lottery Gaming Facility Revenue-Unaudited*

	September 2024	September 2023	Fiscal YTD 2025	Fiscal YTD 2024
Electronic gaming machines	10,563,390.38	11,010,449.93	33,283,392.93	33,048,686.10
Table games	2,019,627.30	1,455,412.00	6,357,747.85	5,187,336.80
Other #	<u>10,542.51</u>	<u>8,812.08</u>	<u>10,660.75</u>	<u>8,947.10</u>
Total Lottery Gaming Facility Revenue	<u>12,593,560.19</u>	<u>12,474,674.01</u>	<u>39,651,801.53</u>	<u>38,244,970.00</u>
State Share 22% (Tier 1)**	2,770,583.24	2,744,428.28	8,723,396.34	8,413,893.40
State Share 2% marginal (Tier 2)**	-	-	-	-
Local Share 3%	377,806.81	374,240.22	1,189,554.05	1,147,349.10
Problem Gambling Share 2%	251,871.20	249,493.48	793,036.03	764,899.40
Casino Share 73%	9,193,298.94	9,106,512.03	28,945,815.12	27,918,828.10

****Unaudited-as reported by the Kansas Lottery Central Computer system.***

#Other sweeps, principally lost and found funds.

HOLLYWOOD CASINO AT KANSAS SPEEDWAY
REPORT PRESENTED TO
THE KANSAS RACING AND GAMING COMMISSION
October 18, 2024

BY: LYDIA GARVEY - GENERAL MANAGER

September 2024

September Admissions

- September 2024 admissions were down 9.6% compared to last year.

September 2024 Revenue Numbers

- Total Gaming Revenue came in at \$12.6M – a decrease of 5.4%
- Slot Revenue was \$11.2M – a decrease of 3.9%
- Table Games Revenue (including Poker) was \$1.4M – a decrease of 16.2%
- Retail Sportsbook Taxable Revenue in September was \$671,176 – an increase of 70.6%.
- Platform Sportsbook Taxable Revenue in September was \$762,605 which was an increase of 44.3%.

Recent/Upcoming Events

- September 27 – 29 – NASCAR Race Weekend
- October 5 - \$100K VIP Trick 'R Treat
- October 12 – VIP Jacket Giveaway
- Tuesdays in October – Massive Gold Rush
- Wednesday, October 9, 16, and 23 – Spooky Hour Hot Seats
- Thursdays in October - Hollywood Lucky Ladies
- Fridays in October - \$50K Freaky Friday
- Saturdays in October – Get Rich or Bewitched
- November 1 – Turkey Hi-Lo
- November 11 – PENN Heroes Veteran's Day Bonus

HOLLYWOOD CASINO & RESORT

Lottery Gaming Facility Revenue-Unaudited*

	September 2024	September 2023	Fiscal YTD 2025	Fiscal YTD 2024
Electronic gaming machines	11,239,591.97	11,698,640.30	36,473,599.44	35,089,396.43
Table games	1,348,187.50	1,615,010.00	4,292,816.43	4,545,374.30
Other #	<u>6,866.14</u>	<u>2805.44</u>	<u>7,113.84</u>	<u>2,834.44</u>
Total Lottery Gaming Facility Revenue	<u>12,594,645.61</u>	<u>13,316,455.74</u>	<u>40,773,529.71</u>	<u>39,637,605.17</u>
State Share 22%	2,770,822.03	2,929,620.26	8,970,176.54	8,720,273.14
Local Share 3%	377,839.37	399,493.67	1,223,205.89	1,189,128.16
Problem Gambling Share 2%	251,892.91	266,329.11	815,470.59	792,752.10
Casino Share 73%	9,194,091.30	9,721,012.69	29,764,676.69	28,935,451.77

****Unaudited-as reported by the Kansas Lottery Central Computer system.***

#Other sweeps, principally lost and found funds.



KANSAS CROSSING CASINO + HOTEL
REPORT PRESENTED TO
THE KANSAS RACING AND GAMING COMMISSION
October 18, 2024
By: Jeff McKain

Kansas Crossing Casino is reporting the following preliminary results for September 2024 vs September 2023.

- -10% Decrease in Admissions
- 1% Increase in Coin-In
- 18% Decrease in Table Drop
- 1.3% Increase in Net Gaming Revenue

Sports Wagering:

For the month of September 2024, the total Retail Sportsbook Revenue as defined by the Kansas Lottery reported -\$12,758 vs \$25,526 prior year. Retail wagers were 1,079,762 vs \$478,052 in 2023. That is an increase of 129%. Digital Sportsbook Revenue as defined by the Kansas Lottery in September was 3,363,712 vs prior year of - \$255,528. Retail wagers were down 5.7% coming in at 42,593,060.

Promotions + Events

- September
 - Casino Hot Seats every Monday.
 - Kiosk games on Tuesdays.
 - **Camp 49** promotions every Wednesday.
 - **Pick-And-Win** table games promotion Fridays.
 - VIP event in the Corral on Saturday the 21st.
 - **Strike it Rich** promotion on Saturdays.
 - Casino gifts on Sunday.
- October
 - Casino Hot Seats every Monday.
 - Kiosk games on Tuesdays.
 - **Camp 49** promotions every Wednesday.
 - Hot Seats every Thursday.
 - **Monster Smash** promotion on Fridays.
 - VIP event in the Corral on Friday the 25th.
 - Casino gifts on Saturdays.
 - Casino gifts on Sundays.
 - Outdoor concert "Hairball" on the 5th and comedian Josh Blue on the 26th.

Eisenhower State Office Building
700 SW Harrison, Suite 500
Topeka, KS 66603



Phone: (785) 296-5800
Fax: (785) 296-0900
krge@ks.gov
krge.ks.gov

Don Brownlee, Executive Director

Laura Kelly, Governor

KANSAS CROSSING CASINO & RESORT

Lottery Gaming Facility Revenue-Unaudited*

	September 2024	September 2023	Fiscal YTD 2025	Fiscal YTD 2024
Electronic gaming machines	2,912,365.59	2,804,522.24	8,978,850.72	8,622,571.79
Table games	278,603.00	346,111.00	776,242.00	1,065,668.50
Other #	<u>585.53</u>	<u>563.45</u>	<u>634.53</u>	<u>705.45</u>
Total Lottery Gaming Facility Revenue	<u>3,191,554.12</u>	<u>3,151,196.69</u>	<u>9,755,727.25</u>	<u>9,688,945.74</u>
State Share 22%	702,141.91	693,263.27	2,146,260.00	2,131,568.06
Local Share 3%	95,746.62	94,535.90	292,671.82	290,668.37
Problem Gambling Share 2%	63,831.08	63,023.93	195,114.55	193,778.91
Casino Share 73%	2,329,834.51	2,300,373.58	7,121,680.89	7,072,930.39

****Unaudited-as reported by the Kansas Lottery Central Computer system.***

#Other sweeps, principally lost and found funds.

September 2024 Casino Financials

Casino Gaming Revenue for Month Ending September 30, 2024					
Revenue Source	Boot Hill Casino	Kansas Star Casino	Hollywood Casino	Kansas Crossing Casino	Total All Casinos
EGM	\$ 3,455,618	\$ 10,563,390	\$ 11,239,592	\$ 2,912,366	\$ 28,170,966
Table Games	420,953	2,019,627	1,348,188	278,603	4,067,370
Other #	3,039	10,543	6,866	586	21,033
Total	\$ 3,879,610	\$ 12,593,560	\$ 12,594,646	\$ 3,191,554	\$ 32,259,370

Cumulative Gaming Revenue per Fiscal Year					
Fiscal Year	Boot Hill	Kansas Star	Hollywood	Kansas Crossing	Total All Casinos
2010	\$ 20,663,987	\$ -	\$ -	\$ -	\$ 20,663,987
2011	40,055,280	-	-	-	40,055,280
2012	43,886,501	98,855,928	54,622,687	-	197,365,116
2013	43,353,504	192,187,166	124,993,721	-	360,534,391
2014	39,906,275	181,079,650	132,036,392	-	353,022,317
2015	40,513,186	181,754,051	142,759,065	-	365,026,302
2016	38,937,088	181,600,677	143,833,330	-	364,371,095
2017	40,222,932	178,105,968	144,582,037	8,206,260	371,117,197
2018	41,186,638	182,084,527	148,770,984	32,465,853	404,508,001
2019	41,589,906	184,157,835	150,790,865	34,489,213	411,027,819
2020	32,971,510	150,355,262	122,114,403	28,620,752	334,061,926
2021	43,690,403	172,711,043	124,388,370	33,857,278	374,647,093
2022	49,581,344	162,352,371	149,127,943	39,911,158	400,972,817
2023	48,228,287	161,224,699	156,512,547	41,140,188	407,105,721
2024	47,257,227	159,760,427	162,065,438	38,890,699	407,973,791
2025	11,836,467	39,651,802	40,773,530	9,755,727	102,017,526
Total Since Opening	\$ 623,880,535	\$ 2,225,881,406	\$ 1,797,371,311	\$ 267,337,128	\$ 4,914,470,380

Fund Distribution FY 2025					
Recipients	Boot Hill	Kansas Star	Hollywood	Kansas Crossing	Total All Casinos
State of Kansas	2,604,023	8,723,396	8,970,177	2,146,260	22,443,856
Local Governments	355,094	1,189,554	1,223,206	292,672	3,060,526
Problem Gambling and Addictions Fund	236,729	793,036	815,471	195,115	2,040,351
Casino Manager	8,640,621	28,945,815	29,764,677	7,121,681	74,472,794
Total	11,836,467	39,651,802	40,773,530	9,755,727	102,017,526

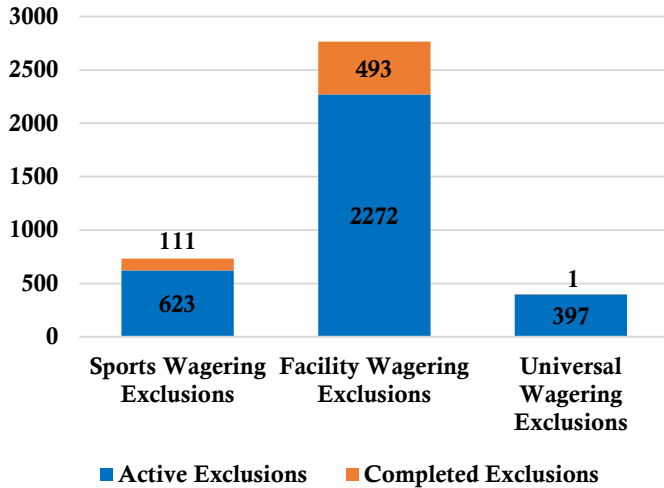
Fund Distribution Since Opening					
Recipients	Boot Hill	Kansas Star	Hollywood	Kansas Crossing	Total All Casinos
State of Kansas	137,253,718	489,822,587	395,421,688	58,814,168	1,081,312,161
Local Governments	18,716,416	66,776,442	53,921,139	8,020,114	147,434,111
Problem Gambling and Addictions Fund	12,477,611	44,517,628	35,947,426	5,346,743	98,289,408
Casino Manager	455,432,790	1,624,764,749	1,312,081,057	195,156,104	3,587,434,700
Total	623,880,535	2,225,881,406	1,797,371,311	267,337,128	4,914,470,380

**Unaudited-as reported by the Kansas Lottery Central Computer system.*

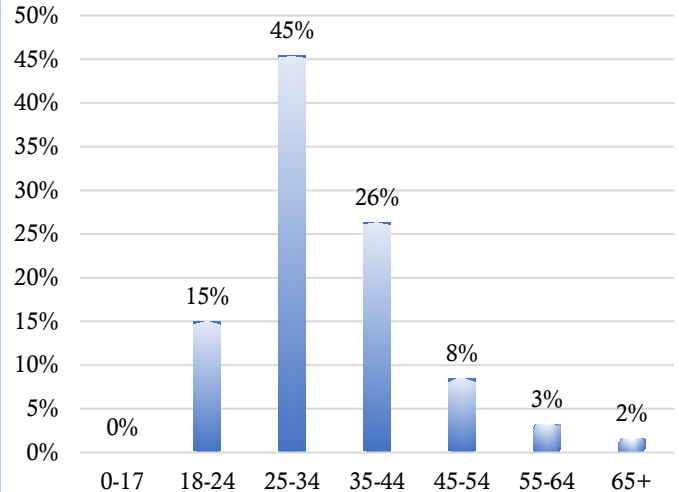
#Other sweeps, principally lost and found funds.

Voluntary Exclusion Report January 2010 – September 2024

Total Number of Exclusions

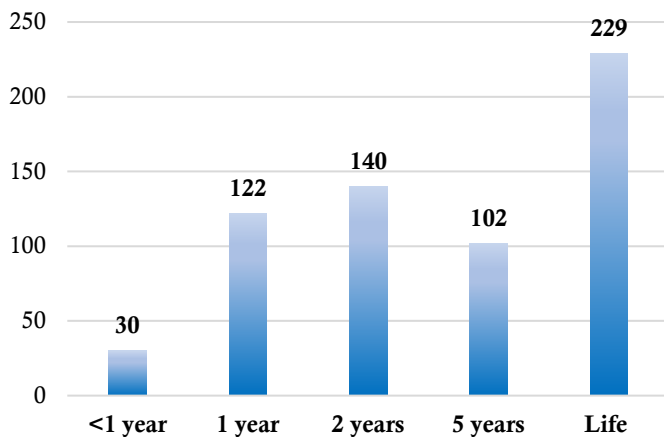


Age of SWEP

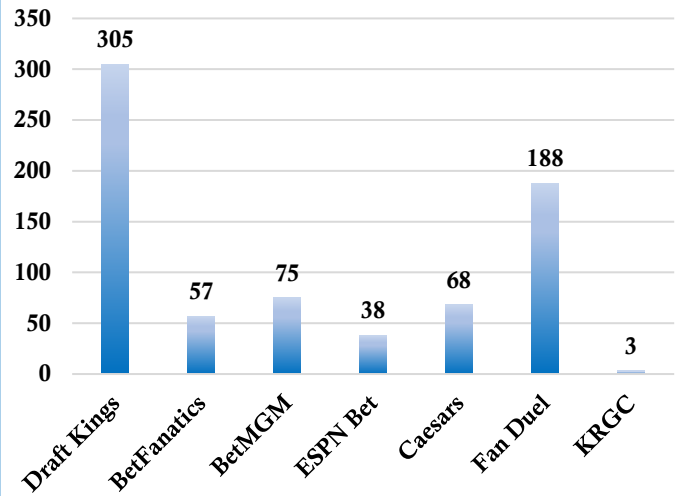


Active Sports Wagering Exclusion Durations

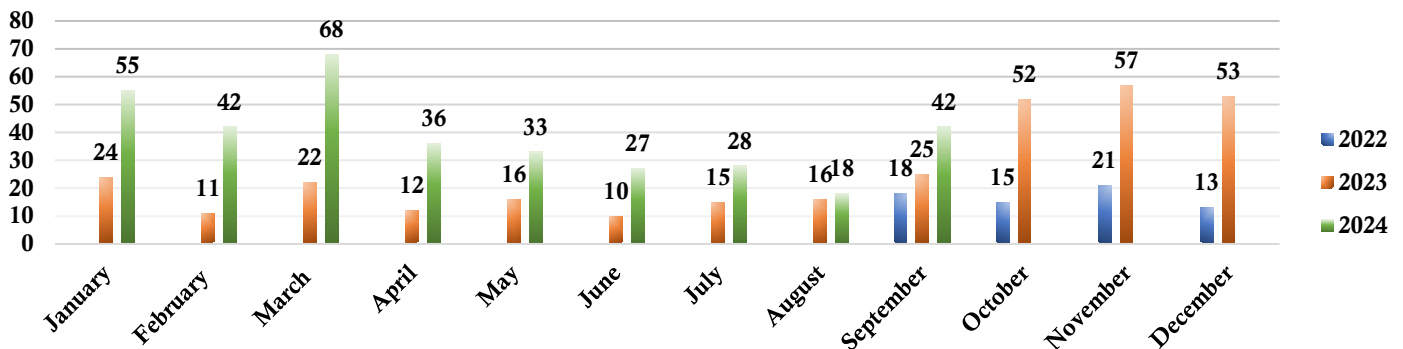
(Figures do not include completed exclusions)



SWE Enrollment by Platform*



SPORTS WAGERING EXCLUSION ENROLLMENT BY MONTH

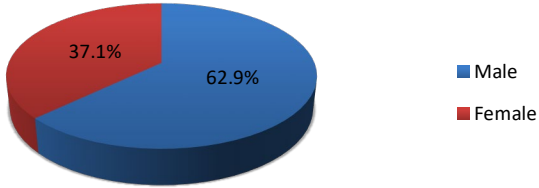




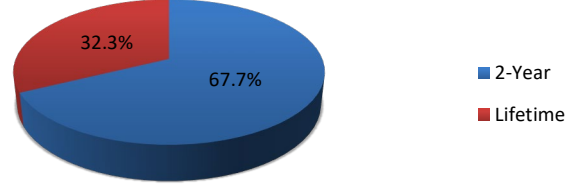
Voluntary Exclusion Program January 2010 –September 2024

Voluntary Exclusions = 3,164
Violation Incidents = 456 (407 individuals)

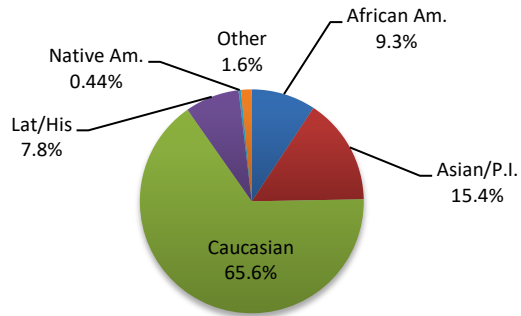
VEP Gender



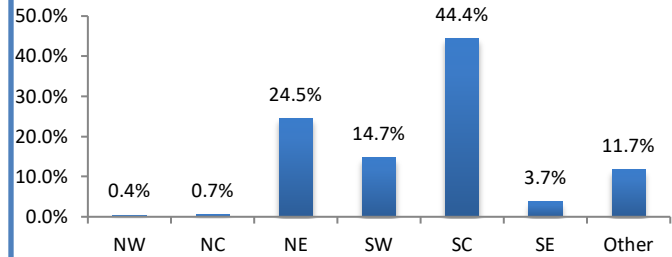
Exclusion Period



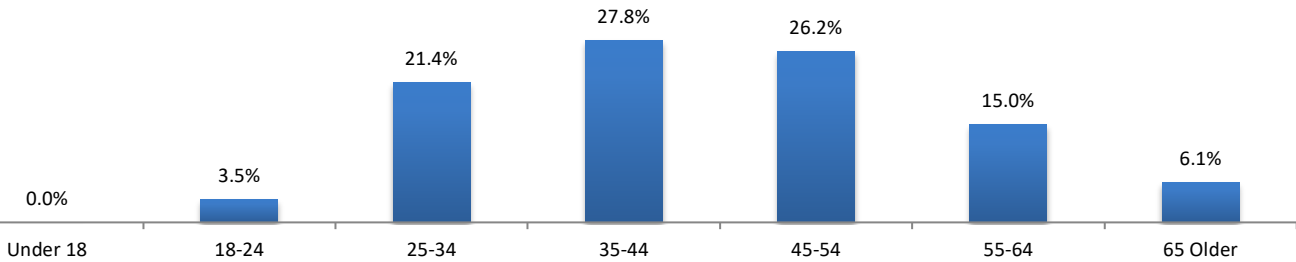
Ethnicity



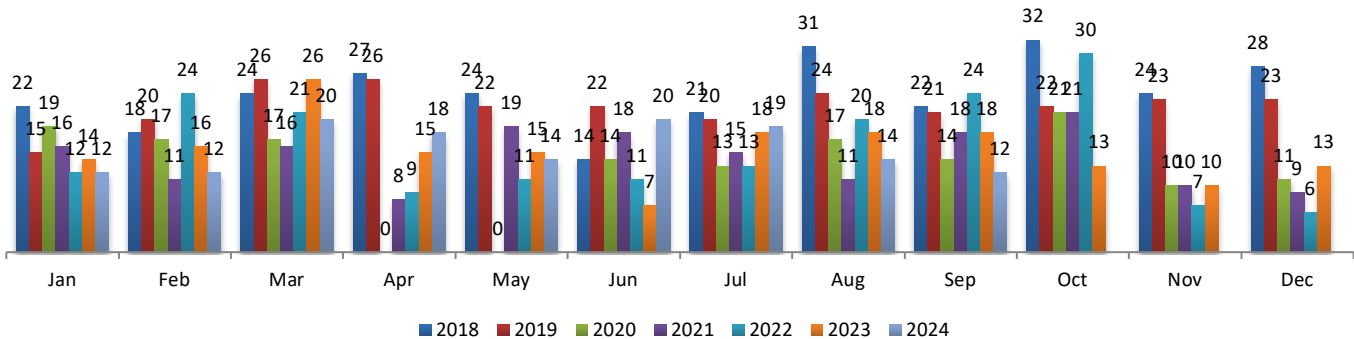
Lottery Region



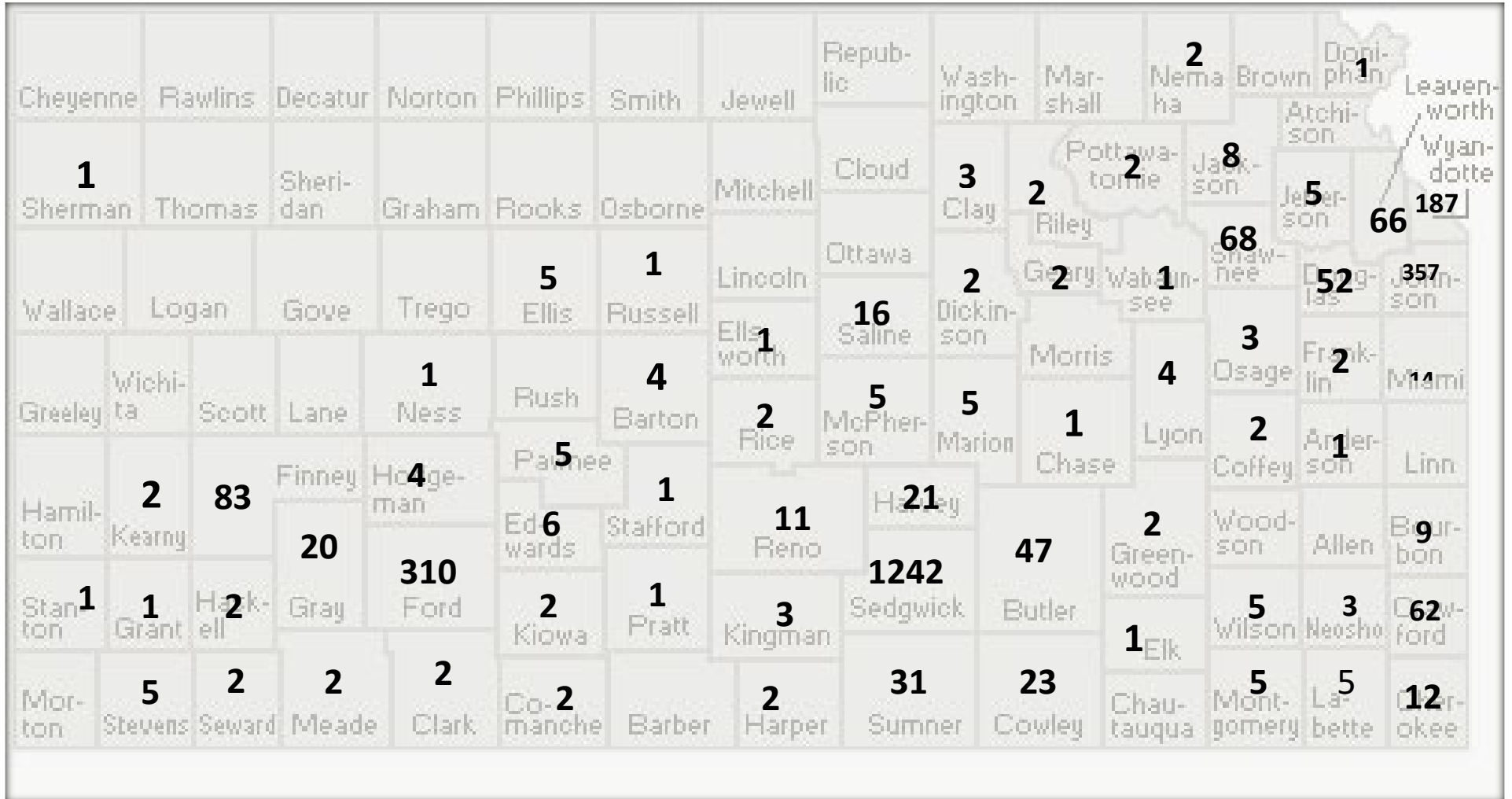
Age of VEP



VEP Enrollments by Year



KRGC Voluntarily Excluded Persons December 2009 – September 2024



Colorado – 6
Iowa – 5
Kansas-2,783
Missouri -262
Nebraska – 7
Oklahoma – 57
Other-44

TOTAL VEPs = 3,164



Kansas Racing and Gaming Commission
700 SW Harrison, Suite 500, Topeka, Kansas 66603
(785) 296-5800, Fax (785) 296-0900

STAFF AGENDA MEMORANDUM

MEETING DATE: October 18, 2024
AGENDA ITEM: Quarterly Reports on (1) staff out-of-state travel, (2) licensing and (3) illegal gambling
PRESENTER: Don Brownlee

To ensure that it is being consistent and efficient, the commission has requested quarterly updates on out-of-state travel, licensing matters, and illegal gambling efforts.

I. OUT-OF-STATE TRAVEL

The quarterly out-of-state travel report includes the employees who traveled and the purpose of the trip and the total expenses incurred for the trip. Because the Commission maintains its background investigation details as highly confidential, the quarterly travel report does not include out-of-state trips for investigative or targeted purposes.

For the third quarter (July through September) of 2024, commission staff out-of-state travel includes:

Purpose of Trip	Traveler	Dates	Destination	Registration	Total
FBI LEEDA	Gordon Ayer	07/28/2024 – 08/02/2024	Springdale, AR	\$795	\$1,742.85
Black Hat USA Cybersecurity Conference	Alex Montgomery	08/06/2024 – 08/10/2024	Las Vegas, NV	\$3,079	\$4,665.99
Black Hat USA Cybersecurity Conference	Daniel Lake	08/06/2024 – 08/10/2024	Las Vegas, NV	\$3,079	\$4,390.16
MOCIC Conference	Charles Boyce	08/25/2024 – 08/30/2024	Deadwood, SD	\$195	\$1,378.47
MOCIC Conference	Brett Jacobs	08/26/2024 – 08/30/2024	Deadwood, SD	\$195	\$1,265.28
MOCIC Conference	Wade Schneider	08/26/2024 – 08/30/2024	Deadwood, SD	\$195	\$1,002.16
MOCIC Conference	Robert Peters	08/26/2024 – 08/30/2024	Deadwood, SD	\$195	\$1,020.66
MOCIC Conference	Bradley Cady	08/26/2024 – 08/30/2024	Deadwood, SD	\$195	\$967.30
MOCIC Conference	Harry Spencer	08/26/2024 – 08/30/2024	Deadwood, SD	\$195	\$1,006.98
Penn Entertainment Compliance panel	DJ Lopez	09/16/2024 – 09/19/2024	New Orleans/Baton Rouge, LA	\$0	\$1,679.71

LICENSING

Objectives of the commission include conducting timely, but thorough, background investigations on all gaming employees, management contractors, manufacturers and distributors seeking licensure at lottery gaming facilities located in this state. Background investigations are conducted to protect the public interest by maintaining a legitimate and viable gaming industry assuring honesty, good character and integrity of racing and gaming facility operators, employees, and vendors. Following is the licensing report for the July through September 2024 quarter. The three previous quarters are included for comparison purposes.

	Jul-Sep 2024	Apr-Jun 2024	Jan-Mar 2024	Oct-Dec 2023
VENDORS, SUPPLIERS, MANAGERS:				
Corporate permanent licenses approved	1	6	4	5
Corporate temporary licenses approved*	3	1	1	1
Corporate employee licenses approved	92	115	119	99
Corporate renewal licenses approved	6	12	5	8
Corporate employee licenses renewed	115	95	82	83
Corporate employee licenses denied	0	0	0	1
BOOT HILL CASINO EMPLOYEE LICENSES				
Permanent license approvals	28	21	31	39
Temporary license approvals*	33	23	27	31
Renewal license approvals	24	27	19	24
Licenses denied	8	5	2	1
HOLLYWOOD CASINO EMPLOYEE LICENSES				
Permanent license approvals	50	27	51	36
Temporary license approvals*	61	71	64	66
Renewal license approvals	35	42	29	54
Licenses denied	11	9	1	3
KANSAS STAR CASINO EMPLOYEE LICENSES				
Permanent license approvals	39	87	79	91
Temporary license approvals*	21	56	94	62
Renewal license approvals	56	54	51	57
Licenses denied	2	0	1	0
KANASAS CROSSING CASINO EMPLOYEE LICENSES				
Permanent license approvals	29	25	23	34
Temporary license approvals*	26	27	39	25
Renewal license approvals	25	15	15	11
Licenses denied	0	1	0	0

*Temporary licenses approved will still need to be permanently approved in future quarter(s) once all backgrounding activities are completed.

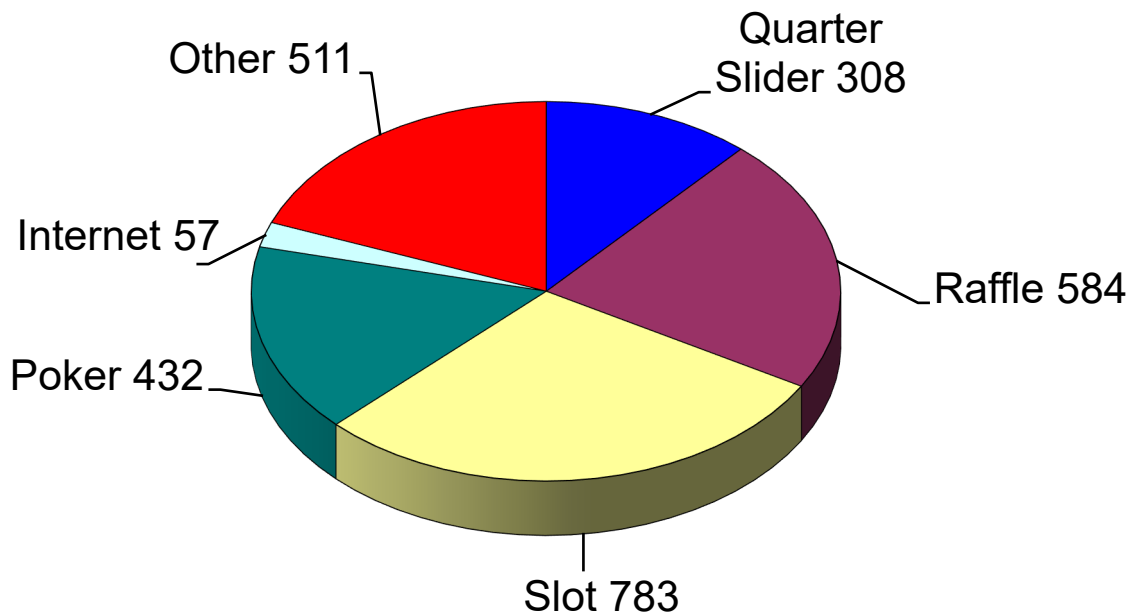
II. ILLEGAL GAMBLING

The Kansas Racing and Gaming Commission (KRG) provides resources and assistance to local law enforcement, prosecutors, and the public on illegal gambling questions, education, and complaints. The KRG responds to email and phone complaints and inquiries, conducts continuing legal education seminars for prosecutors, assists local law enforcement agencies with illegal gambling investigations, and conducts civil seizures of illegal gambling devices for forfeiture, all in an effort to curtail illegal gambling in bars, restaurants, convenience stores, and other venues throughout Kansas.

Since 2008, the Commission has received 2,675 total illegal gambling-related questions or complaints from the general public. During the third quarter (Q-3) of 2021, the Commission received twenty-four (24) calls and emails from the general public, up seven (7) from the previous quarter and up three (3) from the third quarter of 2020.

Of the twenty-four (24) calls and emails received in Q-3, twenty-two (22) involved slot machines and two (2) involved raffles.

Breakdown of illegal gambling inquiries and complaints to-date:



The above chart does not reflect calls and activity related to the following:

- Reports made to KRGC agents by other law enforcement officers around the state.
- Discussions with local law enforcement and district and county attorneys regarding the legal aspects of illegal gambling and the services that KRGC can provide.
- Time spent by agents and legal counsel to assist in active local investigations and prosecutions.
- Time spent defending gambling-related actions against the agency.
- Time spent pursuing seizures and forfeitures of illegal gambling devices.
- Inquiries from the public that are answered through access to KRGC's Illegal Gambling Frequently Asked Questions (FAQs) web page.

KRGC updated the Illegal Gambling FAQs portion of the webpage in late January 2014. Since KRGC began tracking the new page, there have been a total of 26,170 unique page views (after adjustments). A total of 668 unique page views were made during the third quarter of 2024, down 83 from the previous quarter (adjusted) and up 535 from the third quarter of 2023 (adjusted). The Illegal Gambling FAQs page can be found here: <http://www.krgc.ks.gov/index.php/racing-gaming-law/illegal-gambling/faq-s-2> . It may also be accessed from the KRGC main page (www.krgc.ks.gov) by selecting Public Info/Illegal Gambling FAQ's from the drop down menu option.

All Departments		Cash Fund Balances as of September 30, 2024											
DeptID	All	ELARF				Backgrounds				Illegal Gambling			
All Funds		Beg. Balance	5,548,212			Beg. Balance	268,188			Beg. Balance	72,212		
		Revenue	1,429,341			Revenue	66,676			Revenue	5,425		
		Expenses	2,186,005			Expenses	98,170			Expenses	985		
		End Balance	4,791,548			End Balance	236,694			End Balance	76,652		
Fund													
BudgetUnit		Grand Total											
		All Funding Sources											
		YTD FY2024 ACTUALS	YTD FY2025 ACTUALS	\$ VARIANCE	% VARIANCE	September FY2024 ACTUALS	September FY2025 ACTUALS	\$ VARIANCE	% VARIANCE	YTD FY2025 BUDGET	YTD FY2025 ACTUALS	\$ VARIANCE	% VARIANCE
51000	Payroll	1,839,679	2,020,885	181,206	10%	771,661	581,182	-190,478	-25%	2,356,897	2,020,885	-336,012	-14%
10	Shrinkage	0	0	0	0%	0	0	0	0%	-176,767	0	176,767	-100%
Net Salaries and Wages		1,839,679	2,020,885	181,206	10%	771,661	581,182	-190,478	-25%	2,180,130	2,020,885	-159,245	-7%
52000	Communication	17,143	6,881	-10,262	-60%	7,188	2,218	-4,971	-69%	28,800	6,881	-21,919	-76%
52100	Freight and Express	324	1,310	986	304%	42	315	273	647%	325	1,310	985	303%
52200	Printing and Advertising	35	1,003	968	2747%	18	369	351	1993%	363	1,003	640	177%
52300	Rents	79,060	62,154	-16,906	-21%	355	2,507	2,152	607%	70,288	62,154	-8,133	-12%
52400	Repair/Servicing/Mainten	6,087	17,096	11,009	181%	205	32	-173	-84%	13,927	17,096	3,169	23%
52510	InState Travel and Subsistence	26,839	12,643	-14,196	-53%	4,051	4,940	889	22%	62,971	12,643	-50,328	-80%
52520	Out of State Travel and Subsistence	15,515	11,942	-3,573	-23%	10,197	8,725	-1,472	-14%	0	11,942	11,942	0%
52530	International Travel and Subsistence	0	0	0	0%	0	0	0	0%	0	0	0	0%
52600	Fees-Other Services	105,647	137,659	32,012	30%	24,525	28,036	3,511	14%	129,235	137,659	8,424	7%
52700	Fee-Professional Services	9,181	2,247	-6,934	-76%	8,495	1,562	-6,934	-82%	108,263	2,247	-106,016	-98%
52900	Other Contractual Services	3,782	13,326	9,544	252%	0	13,251	13,251	0%	5,511	13,326	7,816	142%
Subtotal Contractual Services		263,614	266,261	2,647	1%	55,077	61,954	6,878	12%	419,681	266,261	-153,420	-37%
53200	Food for Human Consumption	2,854	14	-2,840	-99%	0	0	0	0%	0	14	14	0%
53400	Maint Constr Material Supply	43	794	751	1742%	38	76	38	100%	1,075	794	-281	-26%
53500	Vehicle Part Supply Accessory	2,096	3,686	1,590	76%	1,027	1,524	497	48%	9,739	3,686	-6,052	-62%
53600	Pro Science Supply Material	1,269	96	-1,173	-92%	0	59	59	0%	14,965	96	-14,869	-99%
53700	Office and Data Supplies	7,899	3,102	-4,797	-61%	855	1,378	523	61%	26,514	3,102	-23,412	-88%
53900	Other Supplies and Materials	1,134	10,749	9,615	848%	422	3,748	3,326	789%	1,550	10,749	9,199	593%
Subtotal Commodities		15,296	18,441	3,146	21%	2,342	6,785	4,443	190%	53,843	18,441	-35,401	-66%
54000	TOTAL Capital Outlay	40,883	10,416	-30,468	-75%	5,491	3,361	-2,130	-39%	52,575	10,416	-42,159	-80%
Grand Total		2,159,472	2,316,003	156,532	7%	834,571	653,283	-181,288	-22%	2,706,229	2,316,003	-390,225	-14%

*This report has not been audited by the State of Kansas and is intended solely for the use of the Executive Director of the Kansas Racing and Gaming Commission.

October 2024 - September 2025

Kansas Racing and Gaming Commission Planner

Oct 2024						
S	M	T	W	T	F	S
		1	2	3	4	5
6	7	8	9	10	11	12
13	14	15	16	17	18	19
20	21	22	23	24	25	26
27	28	29	30	31		

18 Commission Meeting

OCTOBER

NOVEMBER

15 Commission Meeting

DECEMBER

13 Commission Meeting

JANUARY

17 Commission Meeting

FEBRUARY

14 Commission Meeting

MARCH

14 Commission Meeting

APRIL

18 Commission Meeting

MAY

16 Commission Meeting

JUNE

13 Commission Meeting

JULY

18 Commission Meeting

AUGUST

15 Commission Meeting

SEPTEMBER

12 Commission Meeting

Apr 2025						
S	M	T	W	T	F	S
		1	2	3	4	5
6	7	8	9	10	11	12
13	14	15	16	17	18	19
20	21	22	23	24	25	26
27	28	29	30			

May 2025						
S	M	T	W	T	F	S
				1	2	3
4	5	6	7	8	9	10
11	12	13	14	15	16	17
18	19	20	21	22	23	24
25	26	27	28	29	30	31

Jun 2025						
S	M	T	W	T	F	S
1	2	3	4	5	6	7
8	9	10	11	12	13	14
15	16	17	18	19	20	21
22	23	24	25	26	27	28
29	30					

Jul 2025						
S	M	T	W	T	F	S
		1	2	3	4	5
6	7	8	9	10	11	12
13	14	15	16	17	18	19
20	21	22	23	24	25	26
27	28	29	30	31		

Aug 2025						
S	M	T	W	T	F	S
					1	2
3	4	5	6	7	8	9
10	11	12	13	14	15	16
17	18	19	20	21	22	23
24	25	26	27	28	29	30
31						

Sep 2025						
S	M	T	W	T	F	S
	1	2	3	4	5	6
7	8	9	10	11	12	13
14	15	16	17	18	19	20
21	22	23	24	25	26	27
28	29	30				

Nov 2024						
S	M	T	W	T	F	S
					1	2
3	4	5	6	7	8	9
10	11	12	13	14	15	16
17	18	19	20	21	22	23
24	25	26	27	28	29	30

Dec 2024						
S	M	T	W	T	F	S
1	2	3	4	5	6	7
8	9	10	11	12	13	14
15	16	17	18	19	20	21
22	23	24	25	26	27	28
29	30	31				

Jan 2025						
S	M	T	W	T	F	S
			1	2	3	4
5	6	7	8	9	10	11
12	13	14	15	16	17	18
19	20	21	22	23	24	25
26	27	28	29	30	31	

Feb 2025						
S	M	T	W	T	F	S
						1
2	3	4	5	6	7	8
9	10	11	12	13	14	15
16	17	18	19	20	21	22
23	24	25	26	27	28	

Mar 2025						
S	M	T	W	T	F	S
						1
2	3	4	5	6	7	8
9	10	11	12	13	14	15
16	17	18	19	20	21	22
23	24	25	26	27	28	29
30	31					