

AGENDA
KANSAS RACING AND GAMING COMMISSION
10:00 a.m., Friday, May 12, 2023

EISENHOWER STATE OFFICE BUILDING
700 SW Harrison, Suite 450 & 460
Topeka, KS 66603

A. CALL TO ORDER

B. APPROVAL OF AGENDA

C. APPROVAL OF MINUTES

1. [Minutes of April 14, 2023](#)

D. CONSENT AGENDA

Items listed on the consent agenda are routine in nature. If requested by a commissioner, an item may be removed from the Consent Agenda and placed under Commission Items for further discussion and consideration.

1. Approvals and revocations for certain lottery facility games and related components

- a. [GLI Approval Letters May 2023](#)
- b. [GLI Revocation Letters May 2023](#)
- c. [GLI Revocation Letters – Correction April 2023](#)
- d. [BMM Approval Letters May 2023](#)

2. Internal Control Amendment Approvals

- a. [Boot Hill Casino & Resort Internal Control Amendment Approvals](#)
- b. [Hollywood Casino Internal Control Amendment Approvals](#)

E. LOTTERY GAMING FACILITY REPORTS/ITEMS

1. Boot Hill Casino and Resort

- a. [April Monthly Report](#)
- b. [April Revenue Report](#)

2. Kansas Star Casino

- a. [April Monthly Report](#)
 - b. [April Revenue Report](#)
- 3. Hollywood Casino at Kansas Speedway
 - a. [April Monthly Report](#)
 - b. [April Revenue Report](#)
- 4. Kansas Crossing Casino
 - a. [April Monthly Report](#)
 - b. [April Revenue Report](#)

F. COMMISSION ITEMS – OLD BUSINESS

None

G. COMMISSION ITEMS – NEW BUSINESS

None

H. PUBLIC COMMENTS

I. STAFF REPORTS

- 1. Garrett Rogers, Paralegal
 - a. [Voluntary Exclusion Program Report](#)
- 2. Don Brownlee, Executive Director

J. EXECUTIVE SESSIONS

The Commission conducts executive sessions in accordance with the Kansas Open Meetings Act and all discussions are limited to the specified purposes listed in K.S.A. 75-4319. The Commission utilizes executive sessions to consult with the Commission's attorney on confidential legal matters, to discuss confidential personnel matters, to protect the confidentiality of necessarily closed information including licensee background reports, and to protect the integrity of gaming information and the confidentiality of lottery gaming facility manager finances.

The following items will be discussed during the first executive session:

1. Background Reports

The following items will be discussed during the second executive session:

1. Attorney/Client Privilege

K. OTHER BUSINESS/FURTHER COMMISSION ACTION

1. Consideration of proposed gaming licenses and renewals
2. Occupational license denial appeal hearing

L. ADJOURNMENT

KANSAS RACING AND GAMING COMMISSION

MINUTES – APRIL 14, 2023

CALL TO ORDER (A.)

Chairman David Moses called the April 14, 2023, meeting to order at 10:00 a.m. The meeting was held at the Eisenhower State Office Building in Topeka, Kansas. Notice of this meeting was given to the public via the KRGC and Public Square websites. Commissioners Brandon Jones, Larry Turnquist, and Sheryl Spalding were also present. Others present included Executive Director Don Brownlee, General Counsel Judith Taylor, Director of Administration, Audit, and Finance Brandi White, Director of Sports Wagering and Licensing DJ Lopez, and other staff.

MOTION, APPROVE AGENDA (B.)

Commissioner Spalding (Jones) moved to approve the agenda. Motion carried 4-0.

MOTION, APPROVE March 17, 2023 MEETING MINUTES (C.)

Commissioner Turnquist (Spalding) moved to approve the minutes of the March 17, 2023, meeting. Motion carried 3-0. Commissioner Jones abstained, since he was not present at the March 17th commission meeting.

MOTION, APPROVE CONSENT AGENDA (D.)

Commissioner Jones (Turnquist) moved to approve the consent agenda (six items). Motion carried 4-0.

LOTTERY GAMING FACILITY REPORTS/ITEMS; BOOT HILL CASINO & RESORT (E.1.a.)

Diane Giardine, General Manager, reported:

- March 2023 revenue numbers compared to March 2022:
 - Total gaming revenue decrease 7.02%
 - March of 2022 was the highest gaming revenue month since inception, revenue for March of 2023 was over the budgeted revenue.
 - Total slot revenue down 5.62%
 - Table games revenue down 17.71%
 - Table drop was the highest it has been since March of 2017. This is due to the casino operating table games 24 hours Thursday through Sunday from the beginning of March and the opening of the retail sportsbook.
 - On March 10th and 11th, grand opening ceremonies were held for the DraftKings retail sportsbook.
- March 2023 Sports Wagering revenue numbers
 - Retail Sportsbook Revenue -\$33,093.47
 - Down 1,802.55% from February 2023
 - Handle grew 197%, March is the highest month to date for handle.

- Digital Sportsbook Revenue: \$5,619,933.05
 - Up 181% from February 2023
 - Handle grew 10%, March was the second highest handle since opening.
- March 2023 Sports Wagering
 - Largest Events
 - K-State vs FAU
 - Bulls vs Suns
 - Kings vs Suns
 - Top Sports
 - 48% of handle was on NCAA games.
 - 39% of handle was on NBA games.
 - 7.3% of handle was on NHL games.
 - 2.5% of handle was on Women's College Basketball games.
- April 2023 Sports Wagering
 - Largest Events through April 14th
 - UConn vs San Diego State – 7% of handle
 - UConn vs Miami – 3.6% of handle
 - Rays vs Athletics – 3.5% of handle
 - Top Sports
 - MLB – 45.6%
 - NBA – 30.6%
 - NCAA – 11.6%
 - A retail customer placed a \$526 futures bet for UConn to win the national championship, that customer won \$9,473.00.
- Events and Promotions:
 - Weekly Kiosk Games
 - Weekly Food and Beverage Specials
 - Gift Promotions
 - Collect & Go Promotion
 - VIP Promotions
 - \$10K Slot Tournament
 - \$20K VIP Blackjack Tournament
 - VIP Jackpot Party
 - Promotions for United Wireless Arena Events
 - KSHSAA State Basketball – March 8 – March 11
 - One Night of Queen – March 16
 - Soccer: Kansas Bandits – December – March
- Upcoming Entertainment & Events
 - Mower Mania – April

- The Marshall Tucker Band – April 21
- Los Tigres del Norte – April 23
- For King & Country – April 29
- Blippi – April 30
- Night Ranger – May 12
- Football: Southwest Storm – March – May

LOTTERY GAMING
FACILITY
REPORTS/ITEMS;
KANSAS STAR
(E.2.a.)

Alli Kuplen, Director of Operations, reported:

- March 2023 revenue numbers compared to March 2022:
 - Total gross gaming revenue up 0.23%
 - Total slot revenue up 0.93%
 - Table games revenue down 10.37%
 - This is hold related., March had the highest volume since opening.
- March 2023 Sports Wagering revenue
 - Retail Sportsbook Revenue \$127,300.00.
 - Up from February 2023's loss of \$75,300.00.
 - Digital Sportsbook Revenue: \$5,138,000.00
 - Up from February 2023's revenue of \$10,300.00.
- March 2023 Sports Wagering
 - \$195.77 million was wagered on FanDuel online.
 - \$1.18 million was wagered in person at FanDuel retail. Of this, 448k was bet over the counter and \$730k was bet on the kiosks.
 - The facility was at full capacity by mid-morning.
 - There was a total of 13,060 bets made in person at FanDuel retail.
 - The largest wager placed at retail was on Friday, March 17 taking the Baylor Bears to beat UC Santa Barbara in the 1st round of March Madness. The wager amount was \$22,033.50 and it won.
 - Our biggest player at the Sportsbook wagered a total of \$86,854.50.
 - On the first 2 days of March Madness, there was \$215,252 wagered at FanDuel retail. Compared to \$378K wagered on Super Bowl Sunday, there were more bets in the first 2 days of March Madness they were for much smaller amounts.
 - We had 2 PPV UFC Fights in the month of March. There was close to \$38k bet on these fights.
- Upcoming Events and Promotions:
 - Double Down | Friday and Saturdays
 - VIP Blazing Hot Seats | 30 people win \$250 in Boyd Rewards | Thursday, April 13& 27
 - Brookstone Robot Vac Giveaway | Friday, April 7 | 2p-9p
 - Stanley Tool Gift Giveaway | Friday, April 21 | 2p-9p

- QT Card Giveaway | Friday, April 14 & 28 | 2p-9p
- Slot Bonus Frenzy | Saturday, April 15 | 1 winner each hour up to \$4,000 in Boyd Play PLUS 10 consolation prizes of \$100 every hour | 5p-9pm
- Emerald Tier Gift | Saturday, April 29 | Stand Mixer | 2p-9p
- Upcoming Entertainment & Events:
 - Marauders Car Show | Arena | April 22 | 10am-5pm | Free to the public
 - Live Music at Tin Lizard | Travis Kidd | April 7-8 | 9pm-Midnight

LOTTERY GAMING
FACILITY
REPORTS/ITEMS;
HOLLYWOOD CASINO
AT KANSAS
SPEEDWAY
(E.3.a.)

Lydia Garvey, General Manager Manager, reported:

- Chairman Moses noted that General Manager Garvey had recently been highlighted in a local news story celebrating Women's History Month.
- Admissions were up 12.8% compared to March 2022
- March 2022 revenue numbers compared to March 2022:
 - Total gross gaming revenue increase 5.7%
 - March of 2023 was the best net gaming revenue month in the history of the property.
 - Slot revenue up 2.6%
 - Table games revenue up 36.1%
- March 2022 Sports Wagering revenue numbers
 - Retail Sportsbook Taxable Revenue: \$827,060.87.
 - General Manager Garvey said that their opening week of March Madness experience was similar to the Kansas Star; the facility was at full capacity, allowing patrons to rent seats in the sportsbook.
 - Right was up 14% compared to February.
 - Total right for NCAA was over \$2.3 million, additional right on the championship game was \$200K.
 - Platform Sportsbook Taxable Revenue: \$924,551.90.
 - Handle is up 7% compared to February.
 - \$3.4 million wagered on March Madness in March, with another nearly \$500K wagered on the championship game.
 - The most backed team was Kansas State University, closely followed by Kansas University.
 - \$24,000 was wagered on futures bet for UConn to take the championship, that wager won \$56,000.
 - Chairman Moses stated that while his son and son's friend were at a restaurant near the Kansas/Missouri border the geo-compliance feature blocked one of their phone's but not the other. Chairman Moses noted that this could have been the

result of both individuals having different cell phone service providers.

- Recent/Upcoming Events and Promotions:
 - April 1 – Easter Egg Hunt
 - April 12 - \$100,000 Big Draw
 - April 13 – VIP Pick Your Flower
 - April 15 – Vacation Getaway Giveaway
 - April 30 - \$100K Rollin Riches
 - May 1 – Traveling Table Games
 - May 4 – Take It or Leave It
 - May 6 – Day of Winners
 - May 7 – NASCAR Sprint Cup Series AdventHealth 400

LOTTERY GAMING
FACILITY
REPORTS/ITEMS;
KANSAS CROSSING
CASINO
(E.4.a.)

Jeff McKain, General Manager, reported:

- Admissions down 6.6% compared to March 2022
- March 2022 revenue numbers compared to March 2022:
 - Coin in down 4.6%
 - Table games drop up 13.6%
 - Net gaming revenue down 0.08%
 - General Manager McKain noted that March of 2022 was a record, so revenue dipping slightly is not unexpected.
 - Retail Sportsbook Revenue: \$2,652.00
 - This is up from February 2023's loss of \$-121,828.
 - Digital Sportsbook Revenue: \$2,720,871.00
 - This is up from February 2023's loss of \$-3,310,368.
- Events and Promotions:
 - March
 - Casino Hot Seats Monday thru Thursdays.
 - Prize Wheel and Table Games Rolling in the Dough promotions on Fridays.
 - VIP dinner on Friday the 17th
 - Casino gifts on Saturdays.
 - Kentucky Headhunter concert of Friday the 4th.
 - Cash is King month end promotion was on Saturday the 25th.
 - April
 - Casino Hot Seats Monday thru Thursdays
 - Smash and Grab promotion every Friday.
 - Casino gift on Saturdays.
 - Cash Drop promotion on Saturdays.
 - Cash is King month end promotion on the 29th.
 - Concerts in April include Texas Hippie Coalition on the 15th, Pop Evil on the 21st and the Mix Tapes on the 29th.

- COVID-19
 - 1 positive case in March, 0 so far in April.

COMMISSION ITEMS –
OLD BUSINESS (F.)

There was no old business.

COMMISSION ITEMS –
NEW BUSINESS; (G.)

There was no new business.

PUBLIC COMMENTS
(H.)

There were no public comments.

STAFF REPORTS
(I.1. and I.2.)

Garrett Rogers, Paralegal, reported on the Voluntary Exclusion Program statistics for the month of March 2023 and the first quarter Illegal Gambling Report.

- Commissioner Spalding asked if voluntary exclusions apply to casino gaming and sports wagering.
 - Mr. Rogers confirmed that since September 1, 2022 the exclusion program includes both casino gaming and sports wagering.
- Chairman Moses noted that Sedgwick County has, by a wide margin, the most voluntarily excluded persons compared to similarly populated counties and asked if Mr. Rogers could provide an explanation as to why this is. Mr. Rogers stated he did not have an answer at the time. Chairman Moses expressed in interest in seeing data that compares the rate of enrollment overtime between the counties.
 - After the first executive session, Mr. Rogers disseminated a report containing a line-graph depicting the number of VEP enrollments by county per year. The graph showed that since data collection began, Sedgwick County has had the majority of VEP enrollments.

Executive Director Brownlee reported:

- KRGC has hired a new staff attorney. He begins work on 4/17, coming from Wyandotte County Unified Government and has some gaming in his background.
- The additional temporary sports wagering regulations are still with the Attorney General's office for review.
- Earlier this week KRGC received suggestions from the Department of Administration on the HHR regulations. The Department of Administration review is just about completed; the regulations will then go to the Attorney General's office.
- The Senate substitute for House bill 2058, removed the original language and inserted three items that had interest to the KRGC: proposing the removal of the smoking exemption from the casinos,

proposing the removal of language that required the tribal gaming sports wagering to only be within reservation boundaries, proposing that one-third of HHR revenue go to the Horse Breeding Development Fund and two-thirds of the revenue to the Kansas Horse Racing Benefit Fund. However, before the legislature adjourned for Spring break this bill was sent to Conference Committee. The Conference Committee removed all the language save the tribal sports wagering section. The bill was passed through both the House and Senate. The legislation allows tribal sports wagering to occur outside of reservation boundaries.

- Chairman Moses asked if there is a provision in the language that requires the tribe to have a compact agreement with the Governor of Kansas. Executive Director Brownlee confirmed that there is. Chairman Moses clarified that this legislation only allows tribes to offer sports wagering outside their physical reservation boundaries.
- Commissioner Turnquist asked if any reservations crossed state-lines and what that means in terms of offering sports wagering. Executive Director Brownlee said that he believes the Iowa tribe is the only tribe that crosses state-lines. Kala Loomis, Executive Director of the Kansas State Gaming Agency, approached the podium and said that she believes the Sac & Fox reservation also crosses state-lines. Chairman Moses asked General Counsel, Judith Taylor, if the geo-compliance feature would stop individuals from tribal sports wagering in other states. General Counsel Taylor said she believes that is correct.
- Chairman Moses asked if the KRGC would be responsible for regulating tribal sports wagering. Executive Director Brownlee responded that it depends on whether a tribe applies for a sports wagering license like the existing casinos. However, if a tribe is allowed to offer sports wagering through a compact, then the KRGC will have no regulatory authority. Regulation would be done by the tribe and the Kansas State Gaming Agency.
- The Legislature is currently on break and comes back April 26th, with some committees meeting on the 24th.
- It does not appear that sports wagering will pass through the Missouri legislature. Some of the conflict is regarding the addition of video lottery terminal language to the sports wagering bill.
- In Oklahoma, sports wagering has passed the House and is currently being considered by the Senate.

- Commissioner Spalding said that she had heard that there was a dispute in the City of Shawnee regarding some land and whether a tribe could offer gaming on the land.
 - Executive Director Brownlee said that he recalls a situation from roughly a year ago but is unaware of anything since then. During testimony, a year ago, the tribe had said they did not plan to use the land for gaming. Ultimately, the land was given to the tribe.
 - Commissioner Spalding asked if the Executive Director knew what the tribe's intent for the land was. Executive Director Brownlee recalled that the land was a cemetery and the tribe wanted it for ceremonial purposes. If the tribe wanted to offer gaming, they would need to get federal approval.
- The next commission meeting is scheduled to be in Topeka, Ks on May 12th, 2023.

MOTION, EXECUTIVE
SESSION;
CONFIDENTIAL
BACKGROUND
REPORTS
(J.1.)

Commissioner Spalding (Jones) moved that the Commission go into executive session for the purpose of reviewing confidential background reports presented today by the commission's security division. In addition to the commissioners, the confidential background reports portion included the executive director, general counsel, and director of security. The total time for the executive session was anticipated to be five (5) minutes until 10:43 a.m. No action is to be taken in executive session, and the subjects discussed are to be limited as previously described. A full record of this motion is to be maintained as part of the permanent record of the Kansas Racing and Gaming Commission. At the conclusion of the executive session, the meeting is to be continued in open session. The motion carried 4-0, and the meeting was adjourned to executive session at 10:38 a.m.

RECONVENE
(J.2.)

The commission meeting returned to open session at 10:43 a.m. with Chairman Moses, Commissioner Jones, Commissioner Turnquist, and Commissioner Spalding present.

MOTION, EXECUTIVE
SESSION; ATTORNEY-
CLIENT PRIVILEGE
(J.3.)

Commissioner Jones (Spalding) moved that the Commission go into executive session for the purpose of consulting with the agency's attorney on attorney-client privileged communications. In addition to the commissioners, the attorney-client privileged communications will include the executive director, general counsel. After discussion, the total time for the executive session was anticipated to be ninety (90) minutes until 12:15 p.m. No action is to be taken in executive session, and the subjects discussed are to be limited as previously described. A full record of this motion is to be maintained as part of the permanent record of the Kansas Racing and Gaming Commission.

At the conclusion of the executive session, the meeting is to be continued in open session. The motion carried 4-0, and the meeting was adjourned to executive session at 10:45 a.m.

RECONVENE
(J.4.)

The commission meeting returned to open session at 12:15 p.m. with Chairman Moses, Commissioner Jones, Commissioner Turnquist, and Commissioner Spalding present.

MOTIONS ON LICENSE
APPLICATIONS
(K.)

Commissioner Turnquist (Spalding) moved to *table one* license application and *approve the remaining 185* license applications from the April 14, 2023, list of background reports referred to the commission for action. The motion carried 4-0.

OTHER BUSINESS:
KANSAS
PARIMUTUEL ACT &
HISTORICAL HORSE
RACING TRAINING
(L.)

Chairman Moses announced that the commission would break for one hour for lunch and for commissioners to take the KCJIS test to keep them up to date with security testing. Open session will resume following lunch. The commission broke for lunch at 12:17 p.m.

The commission meeting returned to open session at 1:17 p.m. with Chairman Moses, Commissioner Jones, Commissioner Turnquist, and Commissioner Spalding present.

General Counsel, Judith Taylor, presented training on the Kansas Parimutuel Act and Historical Horse Racing. Training was completed at 2:46p.m.

ADJOURNMENT
(M.)

Chairman Moses stated that the May 12, 2023, commission meeting will begin at 10:00 a.m. for an in-person meeting at the Eisenhower State Office Building in Topeka, Kansas.

SUBMITTED BY:

Larry Turnquist
Secretary

Commissioner Spalding (Jones) moved to adjourn the meeting. Motion passed 4-0. The meeting was adjourned at 2:47 p.m.

APPROVED BY:

David Moses
Chairman

Manufacturer	File Number	Game Name
Ainsworth Game Technology Limited	MO-22-AWG-23-08	MEI SC Advance SCN66 Firmware
Ainsworth Game Technology Limited	MO-22-AWG-23-11	Ultra Shot Tiger
Aristocrat Technologies, Inc.	MO-73-ARI-16-24	Can Can de Paris
Aristocrat Technologies, Inc.	MO-73-ARI-17-50	Can Can de Paris
Aristocrat Technologies, Inc.	MO-73-ARI-22-130	Vertex 6 Box ASSEMBLY
Everi Games, Inc.	MO-10-MMG-23-02	JCM UBA-10/11-SS Firmware
FanDuel * 04/14/2023	SY-559-FAN-23-07	Sportsbook
FanDuel * 04/14/2023	SY-580-FAN-23-07	PAM
FanDuel * 05/01/2023	SY-559-FAN-23-08	Sportsbook
FanDuel * 05/01/2023	SY-580-FAN-23-08	PAM
IGT	MO-22-IGT-22-13	UC Series 3 Framework
IGT	MO-22-IGT-23-12	Fu Gui Hao Men Glorious Fortunes
IGT	MO-22-IGT-23-14	Fu Gui Hao Men Splendid Fortunes
IGT	MO-22-IGT-23-15	MEI CASHFLOW ADVANCE FIRMWARE
IGT	MO-73-IGT-21-08	Hexbreak3r Tournament
IGT	MO-73-IGT-21-34	Hexbreaker Tournament Sign Controller
IGT	MO-73-IGT-21-41	888 Super Link Sign Controller
IGT	MO-73-IGT-22-105	888 Empress
IGT	MO-73-IGT-22-54	Hexbreaker Sign Controller
IGT	MO-73-IGT-22-99	888 Panda
IGT	MO-73-IGT-23-15	Fortune X Poker
IGT	MO-73-IGT-23-23	JCM Bill Validator Firmware UBA10 USD
IGT	MO-73-IGT-23-28	Mystery of the Lamp XLED Sign Controller
KONAMI GAMING INC.	MO-166-KON-21-01	KXP Media Controller
KONAMI GAMING INC.	MO-73-KON-23-23	Dragon's Law Fortune Bags
KONAMI GAMING INC.	MO-73-KON-23-24	Dragon's Law Fortune Pots
KONAMI GAMING INC.	MO-73-KON-23-25	Dragon's Law Extended
Light & Wonder, Inc. - Class III (FKA SG Gaming)	MO-122-BAL-23-01	Jin Ji Bao Xi - Endless Treasure
Light & Wonder, Inc. - Class III (FKA SG Gaming)	MO-133-BAL-23-05	Jin Ji Bao Xi - Endless Treasure
Light & Wonder, Inc. - Class III (FKA SG Gaming)	MO-73-BAL-23-30	Jin Ji Bao Xi - Rising Fortunes
Light & Wonder, Inc. - Class III (FKA SG Gaming)	MO-73-BAL-23-37	Dancing Drums Prosperity
* Executive Approval		

Revoked Manufacturer	Revoked Game Name	Revoked File Number	Revoked ID Number	New File Number	New ID Number	Replace By
Aristocrat	Can Can De Paris	MO-22-ARI-15-03	1.03-62226	Contact Aristocrat		07/11/2023
Aristocrat	Can Can De Paris	MO-73-ARI-16-24	1.01-63516	Contact Aristocrat		07/11/2023
Aristocrat	Can Can De Paris	MO-73-ARI-17-50	1.01-63896	Contact Aristocrat		07/11/2023
IGT	UC Series 3 Framework	MO-22-IGT-22-13	UCCF00323	Contact IGT		06/11/2023
Light & Wonder, Inc.	Jin Ji Bao Xi- Endless Treasure	MO-133-BAL-19-13	A257-000-1000	MO-133-BAL-23-05	A257-000-1030	08/10/2023
Light & Wonder, Inc.	Jin Ji Bao Xi - Rising Fortunes	MO-73-BAL-19-09	A1D0-000-1000	MO-122-BAL-23-01	A1D0-000-1050	06/11/2023

April 14, 2023

Recommended for Revocation

GLI Test Labs

CORRECTED COPY
04/18/2023

Revoked Manufacturer	Revoked Game Name	Revoked File Number	Revoked ID Number	New File Number	New ID Number	Replace By
Aristocrat Technologies, Inc.	The Walking Dead II	MO-73-ARI-16-53	1.01-63066	Contact Aristocrat	Contact Aristocrat	06/13/2023
Aristocrat Technologies, Inc.	The Walking Dead II	MO-73-ARI-17-14	1.02-63066	Contact Aristocrat	Contact Aristocrat	06/13/2023
Aristocrat Technologies, Inc.	Buffalo Grand	MO-73-ARI-23-22	1.03-63064 (1.03)	MO-73-ARI-23-22	1.04-63064 (1.04)	06/13/2023
IGT	Ultimate X Combo	MO-22-IGT-19-110	AB020GKBD002	MO-22-IGT-22-34	GI020001ASUD005	05/14/2023
IGT	Ultimate X Combo	MO-22-IGT-19-110	ASGB020GKBD002	MO-22-IGT-22-34	GAME020001ASUD05	05/14/2023
IGT	Wolf Run Eclipse	MO-73-IGT-21-129	GI020009WRPX003	MO-22-IGT-23-07	GI020009WRPX004	05/14/2023
IGT	Wolf Run Eclipse	MO-73-IGT-21-129	GAME020009WRPX03	MO-22-IGT-23-07	GAME020009WRPX04	05/14/2023
IGT	Fortune Owl	MO-73-IGT-22-81	GI020001FOCX001	MO-73-IGT-23-14	GI020001FOCX002	05/14/2023
IGT	Fortune Owl	MO-73-IGT-22-81	GAME020001FOCX01	MO-73-IGT-23-14	GAME020001FOCX02	05/14/2023

Manufacturer	Report Number	Game Name
IGT	IGTU29541KS	Olympus Link Sign Controller
Interblock d.o.o.	INTB12161KS	Mirroring Server
Interblock d.o.o.	INTB12171KS	Triple Zero Roulette Generator

Eisenhower State Office Building
700 SW Harrison, Suite 500
Topeka, KS 66603



Phone: (785) 296-5800
Fax: (785) 296-0900
krge@krge.ks.gov
krge.ks.gov

Don Brownlee, Executive Director

Laura Kelly, Governor

Boot Hill Casino Internal Control Amendments

May 12, 2023

<u>Item #/ (Description)</u>	<u>Regulation Waiver?</u>	<u>Regulation/IC Reference</u>	<u>Staff Recommendation</u>
BH619 – Communications & Experience Organizational Charts	No	KAR 112-104-2 & 112-112-3-8 Multiple sections Chapter 700	Approval

Eisenhower State Office Building
700 SW Harrison, Suite 500
Topeka, KS 66603



Phone: (785) 296-5800
Fax: (785) 296-0900
krge@krge.ks.gov
krge.ks.gov

Don Brownlee, Executive Director

Laura Kelly, Governor

Hollywood Casino Internal Control Amendments

May 12, 2023

<u>Item #/ (Description)</u>	<u>Regulation Waiver?</u>	<u>Regulation/IC Reference</u>	<u>Staff Recommendation</u>
HW179 – Key Controls	No	KAR 112-104-34 / Chapter N – Key Controls	Approval

BOOT HILL CASINO & RESORT
REPORT PRESENTED TO
THE KANSAS RACING AND GAMING COMMISSION
May 12, 2023

By: Diane Giardine

For the month of April 2023, BHCR experienced a decrease in Total Gaming Revenue of 6.48% over April 2022. Total Slot Revenue was down 7.80% and Table Games Revenue was up 5.50%.

For the month of April 2023, the total Retail Sportsbook Revenue as defined by the Kansas Lottery was (\$21,778). This is up 34.19% from March 2023. Total Digital Sportsbook Revenue as defined by the Kansas Lottery was \$3,934,788. This is down 29.99% as compared to March 2023.

Upcoming Promotions & Events

- Weekly Kiosk Games
- Weekly Food and Beverage Specials
- Gift Promotions
- Golf Cart Giveaway
- Memorial Day Promotions
- VIP Promotions
- Promotions for United Wireless Arena Events

Upcoming Entertainment & Events

- Blippi – April 30
- Night Ranger – May 12
- Josh Turner – June 2
- Chris Young (Dodge City Days Concert) – July 29

BOOT HILL CASINO & RESORT

Lottery Gaming Facility Revenue-Unaudited*

	April 2023	April 2022	Fiscal YTD 2023	Fiscal YTD 2022
Electronic gaming machines	3,691,957.63	4,004,172.65	36,159,667.45	37,580,857.98
Table games	465,310.05	441,192.63	4,476,177.22	4,291,877.17
Other #	<u>19.49</u>	<u>164.15</u>	<u>13,387.93</u>	<u>9,910.14</u>
Total Lottery Gaming Facility Revenue	<u><u>4,157,287.17</u></u>	<u><u>4,445,529.43</u></u>	<u><u>40,649,232.60</u></u>	<u><u>41,882,645.29</u></u>
State Share 22%	914,603.18	978,016.47	8,942,831.17	9,214,181.96
Local Share 3%	124,718.62	133,365.88	1,219,476.98	1,256,479.36
Problem Gambling Share 2%	83,145.74	88,910.59	812,984.65	837,652.91
Casino Share 73%	3,034,819.63	3,245,236.48	29,673,939.80	30,574,331.06

****Unaudited-as reported by the Kansas Lottery Central Computer system.***

#Other sweeps, principally lost and found funds.

KANSAS STAR CASINO
REPORT PRESENTED TO
THE KANSAS RACING AND GAMING COMMISSION
May 12, 2023

By: Doug Lange

For the month of April 2023, KSC experienced an increase in Total Gross Gaming Revenue of 0.6% over April 2022. Total Slot Revenue was down 3.7% and Table Games Revenue was up 17.8%.

For the month of April 2023, the total Retail Sportsbook Revenue as defined by the Kansas Lottery was \$123.7K. This is down from March 2023 revenue of \$127.3. Total Digital Sportsbook Revenue as defined by the Kansas Lottery was \$5.4M. This is up from March 2023's revenue of \$5.138M.

Upcoming Promotions & Events

- Double Down | Friday and Saturdays
- VIP Blazing Hot Seats | 30 people win \$250 in Boyd Rewards | Thursday, May 11 & 25
- Tahari Flatware Set | Friday, May 5 | 2p-9p
- Hammock Giveaway | Friday, May 12 | 2p-9p
- Tahari 5-pc Utensil Set | Friday, May 19 | 2p-9p
- KUL Standing Fan | Friday, May 26 | 2p-9p
- Slot Bonus Frenzy | Saturday, May 13 & 27 | 1 winner each hour up to \$4,000 in Boyd Play PLUS 10 consolation prizes of \$100 every hour | 5p-9pm
- GM Cruise Drawing Event | 10 guests win a cruise with the GM | Saturday, May 20
- VIP Slot Pull | Invited guests will receive one spin on a \$25 denomination machine | Titanium players receive two spins | Saturday, May 27 | 6p-9p

Upcoming Entertainment & Events

- KSACP Banquet | Arena | May 3
- Asian Variety Show | May 6 | Doors open 7pm | Show begins 8pm
- Kansas High School Rodeo | May 22 – May 28

APRIL FANDUEL SPORTSBOOK NOTES

- \$39.78 million was wagered on FanDuel online
- \$1.30 million was wagered in person at FanDuel retail. Of this \$, 767k was bet over the counter and \$533k was bet on the kiosks.
- There was a total of 8,591 bets made in person at FanDuel retail
- The largest wager in retail was \$29,700 bet on Gervonta Davis to defeat Ryan Garcia in a boxing

match on April 22. This wager was a winner, and the total payout was \$41,580.

- The largest parlay in retail was a \$13,400 two team parlay with the Toronto Blue Jays ML and the Boston Bruins ML on April 11. This was a winner, and the total payout was \$23,400.
- Our biggest player at Sportsbook wagered a total of \$224,960.
- The Retail Sportsbook had an increase in handle of almost 9% over March. (\$1.30 million in April vs. \$1.17 in March)
- The increase in handle in April over March was a nice surprise due to the popularity of College Basketball in Kansas and March Madness.
- We had 1 PPV UFC Fight in the month on April 8. There was \$50,872 bet on this fight and 257 bets made.

KANSAS STAR CASINO & RESORT

Lottery Gaming Facility Revenue-Unaudited*

	April 2023	April 2022	Fiscal YTD 2023	Fiscal YTD 2022
Electronic gaming machines	11,659,691.75	11,867,094.38	113,970,156.55	117,040,856.71
Table games	2,758,384.25	2,331,584.25	21,958,882.56	20,271,255.06
Other #	<u>9,676.31</u>	<u>34.20</u>	<u>27,042.28</u>	<u>22,222.89</u>
Total Lottery Gaming Facility Revenue	<u>14,427,752.31</u>	<u>14,198,712.83</u>	<u>135,956,081.39</u>	<u>137,334,334.66</u>
State Share 22% (Tier 1)**	3,174,105.51	3,123,716.82	29,910,337.91	30,213,553.63
State Share 2% marginal (Tier 2)**	-	-	-	-
Local Share 3%	432,832.57	425,961.38	4,078,682.44	4,120,030.04
Problem Gambling Share 2%	288,555.05	283,974.26	2,719,121.63	2,746,686.69
Casino Share 73%	10,532,259.19	10,365,060.37	99,247,939.41	100,254,064.30

****Unaudited-as reported by the Kansas Lottery Central Computer system.***

#Other sweeps, principally lost and found funds.

HOLLYWOOD CASINO AT KANSAS SPEEDWAY
REPORT PRESENTED TO
THE KANSAS RACING AND GAMING COMMISSION
May 12, 2023

BY: LYDIA GARVEY – VICE PRESIDENT & GENERAL MANAGER

April 2023

Admissions

- April 2023 admissions were up 2.1% compared to April of 2022

April 2023 Revenue Numbers

- Total Gaming Revenue came in at \$13.4M – a decrease of 1.6%
- Slot Revenue was \$12.2M - a decrease of 1%
- Table Games Revenue (including Poker) was \$1.27M – a decrease of 6.4%
- Retail Sportsbook Taxable Revenue in April was \$423,975 – a decrease of 48.7% compared to March of 2023
- Platform Sportsbook Taxable Revenue in April was \$254,088 – a decrease of 72.5% compared to March of 2023

Recent/Upcoming Events

- May 7 – NASCAR Sprint Cup Series AdventHealth 400
- May 20 – Cool Cash Giveaway
- May 28 – Red Hot Summer
- June 2 – \$25K PENN Play Giveaway
- June 9 – Elite Tier Appreciation Drawing
- June 16 – Preferred Tier Appreciation Drawing
- June 23 – Lucky Ladies

HOLLYWOOD CASINO & RESORT

Lottery Gaming Facility Revenue-Unaudited*

	April 2023	April 2022	Fiscal YTD 2023	Fiscal YTD 2022
Electronic gaming machines	12,175,393.37	12,675,646.10	117,400,491.02	101,898,461.81
Table games	1,268,928.12	1,275,745.63	13,855,382.92	9,033,268.83
Other #	<u>8.46</u>	<u>5,099.62</u>	<u>16,060.33</u>	<u>16,877.17</u>
Total Lottery Gaming Facility Revenue	<u>13,444,329.95</u>	<u>13,956,491.35</u>	<u>131,271,934.27</u>	<u>110,948,607.81</u>
State Share 22%	2,957,752.59	3,070,428.10	28,879,825.54	24,408,693.72
Local Share 3%	403,329.90	418,694.74	3,938,158.03	3,328,458.23
Problem Gambling Share 2%	268,886.60	279,129.83	2,625,438.69	2,218,972.16
Casino Share 73%	9,814,360.86	10,188,238.69	95,828,512.02	80,992,483.70

****Unaudited-as reported by the Kansas Lottery Central Computer system.***

#Other sweeps, principally lost and found funds.



KANSAS CROSSING CASINO
REPORT PRESENTED TO
THE KANSAS RACING AND GAMING COMMISSION
May 12th, 2023

By: Jeff McKain

For the month of April 2023 vs 2022, KCC experienced a decrease in Admissions of -4.3%, a decrease in Coin-in of -8.7%, a decrease in Table Drop of -2.5% and a decrease Net Gaming Revenue of -6.7%.

For the month of April 2023, the total Retail Sportsbook Revenue as defined by the Kansas Lottery was \$19,302. This is up from March 2023 at \$2,652. Total Digital Sportsbook Revenue as defined by the Kansas Lottery was \$1,694,588. This is down from March 2023 at \$2,720,871.

Promotions & Events

April

- Casino Hot Seats Monday thru Thursdays.
- *Smash and Grab* promotion every Friday.
- Casino gift on Saturdays.
- *Cash Drop* promotion on Saturdays.
- *Cash is King* month end promotion on the 29th.
- April concerts included Texas Hippie Coalition on the 15th, Pop Evil on the 21st, and The Mixtapes on the 29th.

May

- Casino Hot Seats Monday thru Friday.
- Table Games *Pick and Win* promotions on Fridays.
- VIP event on Friday the 12th.
- Casino gifts on Saturdays.
- Conner Smith concert on Friday the 19th.
- Mickey and the Motorcars concert on the 27th.
- *Cash is King* month end promotion on the 25th.

Eisenhower State Office Building
700 SW Harrison, Suite 500
Topeka, KS 66603



Phone: (785) 296-5800
Fax: (785) 296-0900
krgc@krgc.ks.gov
krgc.ks.gov

Don Brownlee, Executive Director

Laura Kelly, Governor

KANSAS CROSSING CASINO & RESORT

Lottery Gaming Facility Revenue-Unaudited*

	April 2023	April 2022	Fiscal YTD 2023	Fiscal YTD 2022
Electronic gaming machines	3,253,601.09	3,431,867.09	32,009,503.84	31,107,317.42
Table games	225,067.00	296,041.50	2,555,652.00	2,278,787.00
Other #	52.88	84.00	2,348.92	2,022.95
Total Lottery Gaming Facility Revenue	3,478,720.97	3,727,992.59	34,567,504.76	33,388,127.37
State Share 22%	765,318.61	820,158.37	7,604,851.05	7,345,388.02
Local Share 3%	104,361.63	111,839.78	1,037,025.14	1,001,643.82
Problem Gambling Share 2%	69,574.42	74,559.85	691,350.10	667,762.55
Casino Share 73%	2,539,466.31	2,721,434.59	25,234,278.47	24,373,332.98

****Unaudited-as reported by the Kansas Lottery Central Computer system.***

#Other sweeps, principally lost and found funds.



Stephen W. Durrell
Executive Director

Laura Kelly
Governor

Sports Wagering Revenues April 2023 (unaudited)

Casino	Provider	Settled Wagers	Prizes	Promotional Deductions	Federal Excise Taxes	(Net Carryover) From Prior Month	Net Revenues	(Net Carryover)	State Share
Boot Hill	DraftKings	\$716,596	(\$736,582)	\$0	(\$1,791)	(\$51,752)	\$0	(\$73,529)	\$0
Kansas Star	FanDuel	\$1,300,780	(\$1,176,633)	\$0	(\$3,252)	\$0	\$120,895	\$0	\$12,089
Hollywood	Barstool	\$4,314,851	(\$3,879,873)	(\$550)	(\$10,454)	(\$958,454)	\$0	(\$534,480)	\$0
KS Crossing	Caesar's	\$397,993	(\$377,696)	\$0	(\$995)	(\$129,760)	\$0	(\$110,458)	\$0
Subtotal - Retail		\$6,730,220	(\$6,170,784)	(\$550)	(\$16,492)	(\$1,139,966)	\$120,895	(\$718,467)	\$12,089
Boot Hill	DraftKings	\$52,987,549	(\$47,637,212)	(\$1,286,151)	(\$129,398)	\$0	\$3,934,788	\$0	\$393,479
Kansas Star	FanDuel	\$39,657,981	(\$34,005,105)	(\$1,220,175)	(\$96,095)	\$0	\$4,336,606	\$0	\$433,661
Hollywood	Barstool	\$8,416,970	(\$8,054,933)	(\$87,361)	(\$20,587)	(\$138,302)	\$115,787	\$0	\$11,579
KS Crossing	BetMGM	\$13,908,556	(\$12,185,132)	(\$685,183)	(\$32,778)	(\$2,467,972)	\$0	(\$1,462,509)	\$0
KS Crossing	Caesar's	\$10,179,823	(\$9,333,475)	(\$183,114)	(\$25,450)	\$0	\$637,784	\$0	\$63,778
KS Crossing	PointsBet	\$1,100,190	(\$957,749)	(\$88,551)	(\$2,548)	\$0	\$51,342	\$0	\$5,134
Subtotal - Online		\$126,251,069	(\$112,173,606)	(\$3,550,535)	(\$306,856)	(\$2,606,274)	\$9,076,307	(\$1,462,509)	\$907,631
Totals		\$132,981,289	(\$118,344,390)	(\$3,551,085)	(\$323,348)	(\$3,746,240)	\$9,197,202	(\$2,180,976)	\$919,720



Stephen W. Durrell
Executive Director

Laura Kelly
Governor

Sports Wagering Revenues Fiscal Year Through April 2023 (unaudited)

Casino	Provider	Settled Wagers	Prizes	Promotional Deductions	Federal Excise Taxes	Net Revenues	(Net Carryover)	State Share
Boot Hill	DraftKings	\$3,143,773	(\$3,149,295)	\$0	(\$7,859)	\$60,148	(\$73,529)	\$6,015
Kansas Star	FanDuel	\$11,774,563	(\$10,719,865)	\$0	(\$29,436)	\$1,025,262	\$0	\$102,526
Hollywood	Barstool	\$51,173,057	(\$49,253,292)	(\$54,350)	(\$128,384)	\$2,271,511	(\$534,480)	\$227,151
KS Crossing	Caesar's	\$1,119,348	(\$1,227,008)	\$0	(\$2,798)	\$0	(\$110,458)	\$0
Subtotal - Retail		\$67,210,741	(\$64,349,460)	(\$54,350)	(\$168,477)	\$3,356,921	(\$718,467)	\$335,692
Boot Hill	DraftKings	\$585,557,742	(\$534,334,485)	(\$33,115,708)	(\$1,381,963)	\$16,725,586	\$0	\$1,672,559
Kansas Star	FanDuel	\$427,011,537	(\$384,286,478)	(\$21,722,533)	(\$1,013,449)	\$19,989,077	\$0	\$1,998,908
Hollywood	Barstool	\$92,707,526	(\$86,733,590)	(\$2,880,537)	(\$232,713)	\$2,860,686	\$0	\$286,069
KS Crossing	BetMGM	\$184,042,390	(\$166,465,773)	(\$18,627,532)	(\$411,594)	\$0	(\$1,462,509)	\$0
KS Crossing	Caesar's	\$84,138,672	(\$79,351,698)	(\$2,155,501)	(\$210,347)	\$2,421,126	\$0	\$242,112
KS Crossing	PointsBet	\$17,472,191	(\$16,241,512)	(\$1,007,730)	(\$41,540)	\$181,409	\$0	\$18,141
Subtotal - Online		\$1,390,930,058	(\$1,267,413,536)	(\$79,509,541)	(\$3,291,606)	\$42,177,884	(\$1,462,509)	\$4,217,789
Totals		\$1,458,140,799	(\$1,331,762,996)	(\$79,563,891)	(\$3,460,083)	\$45,534,805	(\$2,180,976)	\$4,553,481

April 2023 Casino Financials

Casino Gaming Revenue for Month Ending April 30, 2023					
Revenue Source	Boot Hill Casino	Kansas Star Casino	Hollywood Casino	Kansas Crossing Casino	Total All Casinos
EGM	\$ 3,691,958	\$ 11,659,692	\$ 12,175,393	\$ 3,253,601	\$ 30,780,644
Table Games	465,310	2,758,384	1,268,928	225,067	4,717,689
Other #	19	9,676	8	53	9,757
Total	\$ 4,157,287	\$ 14,427,752	\$ 13,444,330	\$ 3,478,721	\$ 35,508,090

Cumulative Gaming Revenue per Fiscal Year					
Fiscal Year	Boot Hill	Kansas Star	Hollywood	Kansas Crossing	Total All Casinos
2010	\$ 20,663,987	\$ -	\$ -	\$ -	\$ 20,663,987
2011	40,055,280	-	-	-	40,055,280
2012	43,886,501	98,855,928	54,622,687	-	197,365,116
2013	43,353,504	192,187,166	124,993,721	-	360,534,391
2014	39,906,275	181,079,650	132,036,392	-	353,022,317
2015	40,513,186	181,754,051	142,759,065	-	365,026,302
2016	38,937,088	181,600,677	143,833,330	-	364,371,095
2017	40,222,932	178,105,968	144,582,037	8,206,260	371,117,197
2018	41,186,638	182,084,527	148,770,984	32,465,853	404,508,001
2019	41,589,906	184,157,835	150,790,865	34,489,213	411,027,819
2020	32,971,510	150,355,262	122,114,403	28,620,752	334,061,926
2021	43,690,403	172,711,043	124,388,370	33,857,278	374,647,093
2022	49,581,344	162,352,371	149,127,943	39,911,158	400,972,817
2023	40,649,233	135,956,081	131,271,934	34,567,505	342,444,753
Total Since Opening	\$ 557,207,786	\$ 2,001,200,560	\$ 1,569,291,730	\$ 212,118,019	\$ 4,339,818,095

Fund Distribution FY 2023					
Recipients	Boot Hill	Kansas Star	Hollywood	Kansas Crossing	Total All Casinos
State of Kansas	8,942,831	29,910,338	28,879,826	7,604,851	75,337,846
Local Governments	1,219,477	4,078,682	3,938,158	1,037,025	10,273,343
Problem Gambling and Addictions Fund	812,985	2,719,122	2,625,439	691,350	6,848,895
Casino Manager	29,673,940	99,247,939	95,828,512	25,234,278	249,984,670
Total	40,649,233	135,956,081	131,271,934	34,567,505	342,444,753

Fund Distribution Since Opening					
Recipients	Boot Hill	Kansas Star	Hollywood	Kansas Crossing	Total All Casinos
State of Kansas	122,585,713	440,392,801	345,244,181	46,665,964	954,888,659
Local Governments	16,716,234	60,036,017	47,078,752	6,363,541	130,194,543
Problem Gambling and Addictions Fund	11,144,156	40,024,011	31,385,835	4,242,360	86,796,362
Casino Manager	406,761,684	1,460,747,731	1,145,582,963	154,846,154	3,167,938,532
Total	557,207,786	2,001,200,560	1,569,291,730	212,118,019	4,339,818,095

**Unaudited-as reported by the Kansas Lottery Central Computer system.*

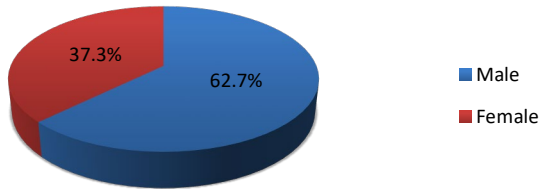
#Other sweeps, principally lost and found funds.

Voluntary Exclusion Program

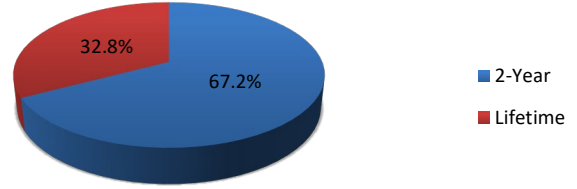
January 2010 –April 2023

Voluntary Exclusions = 2911
Violation Incidents = 412 (368 individuals)

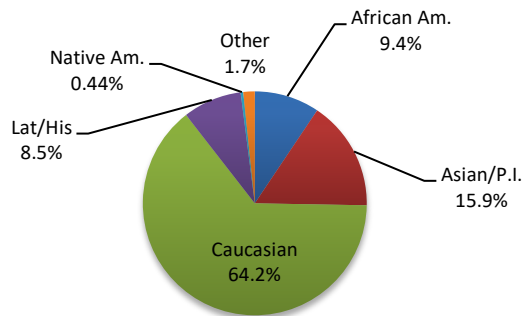
VEP Gender



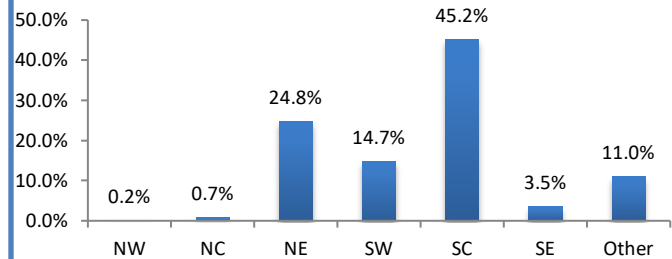
Exclusion Period



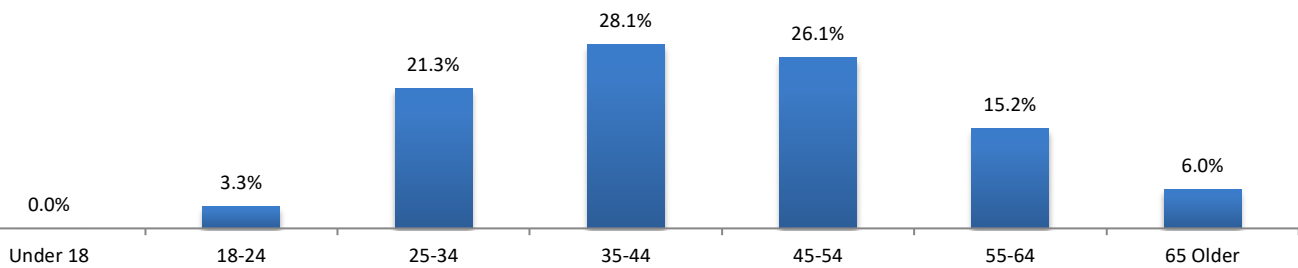
Ethnicity



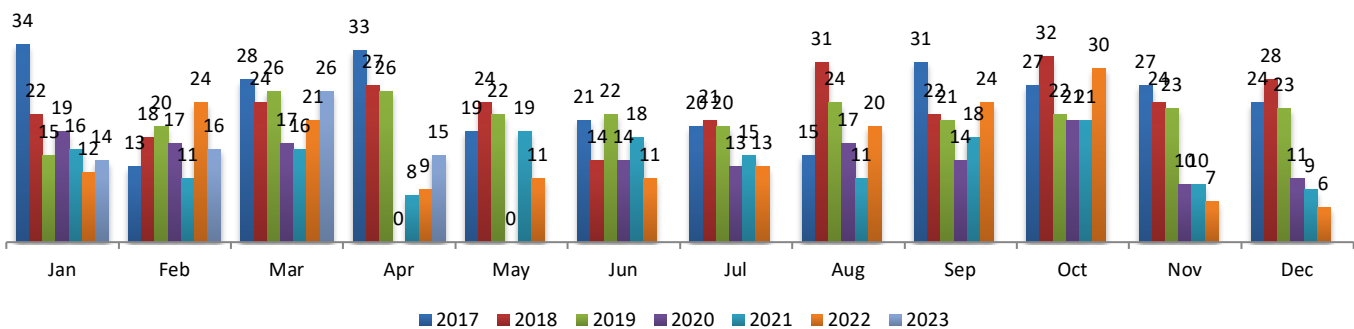
Lottery Region



Age of VEP



VEP Enrollments by Year



KRGC Voluntarily Excluded Persons December 2009 – April 2023

Cheyenne	Rawlins	Decatur	Norton	Phillips	Smith	Jewell	Repub- lic	Wash- ington	Mar- shall	Nema- ha	Brown	Doni- phan	Leaven- worth
1		Sheri- dan	Graham	Rooks	Osborne	Mitchell	Cloud	3	2	2	8	5	176
Wallace	Logan	Gove	Trego	5	1	Lincoln	Ottawa	1	2	1	64	50	330
Greeley	Wichi- ta	Scott	Lane	1		Ells- worth	Saline	1	2	1	1	2	13
					2	2	5	4	1	4	2	1	
	2	74	Finney	4	5	1	11	20		2	2	7	
Hamilton	Kearny		20	279	6	1	11	1165	43	2	5	3	52
Stanton	1	1	2	Gray	2	1	3	Sedgwick	Butler	1	5	3	52
Morton	5	1	2	2	2	2	2	28	19	1	2	4	12
Stevens		Seward	Meade	Clark	Co- manche	Barber	Harper	Sumner	Cowley	Chau- tauqua	Mont- gomery	La- bette	Ok- tookee

Colorado – 4
Iowa – 4
Kansas-2580
Missouri -237
Nebraska – 6
Oklahoma – 46
Other-34

TOTAL VEPs = 2911

All Departments		Cash Fund Balances as of April 30, 2023													
DeptID	All	ELARF		Backgrounds				Illegal Gambling				Racing			
All Funds		Beg. Balance	3,970,163			Beg. Balance	179,051			Beg. Balance	121,184			Beg. Balance	66,510
		Revenue	5,130,581			Revenue	345,546			Revenue	15,084			Revenue	25,000
		Expenses	6,045,681			Expenses	297,231			Expenses	61,786			Expenses	22,355
		End Balance	3,055,063			End Balance	227,365			End Balance	74,482			End Balance	69,155
Fund															
BudgetUnit		Grand Total													
		All Funding Sources													
		YTD FY2022 ACTUALS	YTD FY2023 ACTUALS	\$ VARIANCE	% VARIANCE	April FY2022 ACTUALS	April FY2023 ACTUALS	\$ VARIANCE	% VARIANCE	YTD FY2023 BUDGET	YTD FY2023 ACTUALS	\$ VARIANCE	% VARIANCE		
51000	Payroll	4,874,517	5,421,645	547,129	11%	657,479	519,713	-137,766	-21%	6,383,637	5,421,645	-961,991	-15%		
10	Shrinkage	0	0	0	0%	0	0	0	0%	-477,185	0	477,185	-100%		
Net Salaries and Wages		4,874,517	5,421,645	547,129	11%	657,479	519,713	-137,766	-21%	5,906,452	5,421,645	-484,806	-8%		
52000	Communication	64,536	53,823	-10,713	-17%	5,817	3,365	-2,452	-42%	79,333	53,823	-25,510	-32%		
52100	Freight and Express	807	1,479	672	83%	67	176	109	162%	1,083	1,479	395	36%		
52200	Printing and Advertising	100	1,407	1,307	1305%	0	20	20	0%	1,208	1,407	198	16%		
52300	Rents	225,285	228,271	2,985	1%	54,001	54,137	137	0%	209,292	228,271	18,979	9%		
52400	Repair/Servicing/Mainten	4,868	9,112	4,243	87%	389	265	-124	-32%	46,423	9,112	-37,312	-80%		
52510	InState Travel and Subsistence	29,330	42,684	13,354	46%	4,770	5,650	880	18%	167,403	42,684	-124,719	-75%		
52520	Out of State Travel and Subsistence	21,743	35,822	14,079	65%	9,176	8,793	-383	-4%	0	35,822	35,822	0%		
52530	International Travel and Subsistence	0	0	0	0%	0	0	0	0%	0	0	0	0%		
52600	Fees-Other Services	247,732	279,558	31,827	13%	31,775	25,203	-6,571	-21%	284,700	279,558	-5,142	-2%		
52700	Fee-Professional Services	1,960	18,101	16,142	824%	80	360	280	350%	277,125	18,101	-259,024	-93%		
52900	Other Contractual Services	7,909	10,463	2,554	32%	88	475	387	438%	18,619	10,463	-8,156	-44%		
Subtotal Contractual Services		604,270	680,720	76,450	13%	106,164	98,445	-7,719	-7%	1,085,188	680,720	-404,467	-37%		
53200	Food for Human Consumption	49	51	3	6%	0	27	27	0%	0	51	51	0%		
53400	Maint Constr Material Supply	5,137	5,465	328	6%	24	506	482	1991%	3,167	5,465	2,299	73%		
53500	Vehicle Part Supply Accessory	8,241	11,272	3,032	37%	1,153	1,266	113	10%	25,379	11,272	-14,107	-56%		
53600	Pro Science Supply Material	3,300	881	-2,419	-73%	38	25	-13	-34%	29,883	881	-29,003	-97%		
53700	Office and Data Supplies	8,076	14,501	6,425	80%	349	1,212	862	247%	70,046	14,501	-55,545	-79%		
53900	Other Supplies and Materials	11,755	36,445	24,690	210%	69	424	355	512%	4,667	36,445	31,778	681%		
Subtotal Commodities		36,557	68,615	32,058	88%	1,634	3,461	1,827	112%	133,142	68,615	-64,527	-48%		
54000	TOTAL Capital Outlay	66,378	256,072	189,694	286%	1,892	5,112	3,220	170%	196,083	256,072	59,988	31%		
55960	Vol Retirement Incentive	0	0	0	0%	0	0	0	0%	0	0	0	0%		
56000	Debt Service - Principal	0	0	0	0%	0	0	0	0%	0	0	0	0%		
56100	Payments for Interest and Service	0	0	0	0%	0	0	0	0%	0	0	0	0%		
Subtotal VRIP and Debt Service		0	0	0	0%	0	0	0	0%	0	0	0	0%		
Grand Total		5,581,722	6,427,053	845,331	15%	767,168	626,731	-140,438	-18%	7,320,864	6,427,053	-893,812	-12%		

*This report has not been audited by the State of Kansas and is intended solely for the use of the Executive Director of the Kansas Racing and Gaming Commission.

May 2023 - April 2024

Kansas Racing and Gaming Commission Planner

May 2023						
S	M	T	W	T	F	S
	1	2	3	4	5	6
7	8	9	10	11	12	13
14	15	16	17	18	19	20
21	22	23	24	25	26	27
28	29	30	31			

12 Commission Meeting

MAY

JUNE

16 Commission Meeting

JULY

14 Commission Meeting

AUGUST

18 Commission Meeting

SEPTEMBER

8 Commission Meeting

OCTOBER

13 Commission Meeting

NOVEMBER

17 Commission Meeting

DECEMBER

15 Commission Meeting

JANUARY

12 Commission Meeting

FEBRUARY

16 Commission Meeting

MARCH

15 Commission Meeting

APRIL

12 Commission Meeting

Nov 2023						
S	M	T	W	T	F	S
			1	2	3	4
5	6	7	8	9	10	11
12	13	14	15	16	17	18
19	20	21	22	23	24	25
26	27	28	29	30		

Dec 2023						
S	M	T	W	T	F	S
					1	2
3	4	5	6	7	8	9
10	11	12	13	14	15	16
17	18	19	20	21	22	23
24	25	26	27	28	29	30
31						

Jan 2024						
S	M	T	W	T	F	S
	1	2	3	4	5	6
7	8	9	10	11	12	13
14	15	16	17	18	19	20
21	22	23	24	25	26	27
28	29	30	31			

Feb 2024						
S	M	T	W	T	F	S
				1	2	3
4	5	6	7	8	9	10
11	12	13	14	15	16	17
18	19	20	21	22	23	24
25	26	27	28	29		

Mar 2024						
S	M	T	W	T	F	S
					1	2
3	4	5	6	7	8	9
10	11	12	13	14	15	16
17	18	19	20	21	22	23
24	25	26	27	28	29	30
31						

Apr 2024						
S	M	T	W	T	F	S
	1	2	3	4	5	6
7	8	9	10	11	12	13
14	15	16	17	18	19	20
21	22	23	24	25	26	27
28	29	30				

Jun 2023						
S	M	T	W	T	F	S
				1	2	3
4	5	6	7	8	9	10
11	12	13	14	15	16	17
18	19	20	21	22	23	24
25	26	27	28	29	30	

Jul 2023						
S	M	T	W	T	F	S
						1
2	3	4	5	6	7	8
9	10	11	12	13	14	15
16	17	18	19	20	21	22
23	24	25	26	27	28	29
30	31					

Aug 2023						
S	M	T	W	T	F	S
		1	2	3	4	5
6	7	8	9	10	11	12
13	14	15	16	17	18	19
20	21	22	23	24	25	26
27	28	29	30	31		

Sep 2023						
S	M	T	W	T	F	S
					1	2
3	4	5	6	7	8	9
10	11	12	13	14	15	16
17	18	19	20	21	22	23
24	25	26	27	28	29	30

Oct 2023						
S	M	T	W	T	F	S
1	2	3	4	5	6	7
8	9	10	11	12	13	14
15	16	17	18	19	20	21
22	23	24	25	26	27	28
29	30	31				