

AGENDA
KANSAS RACING AND GAMING COMMISSION
10:00 a.m., Friday, April 15, 2022

EISENHOWER STATE OFFICE BUILDING
700 SW Harrison, Suite 450 & 460
Topeka, KS 66603

A. CALL TO ORDER

B. APPROVAL OF AGENDA

C. APPROVAL OF MINUTES

1. [Minutes of March 11, 2022](#)

D. CONSENT AGENDA

Items listed on the consent agenda are routine in nature. If requested by a commissioner, an item may be removed from the Consent Agenda and placed under Commission Items for further discussion and consideration.

1. Approvals and revocations for certain lottery facility games and related components
 - a. [GLI Approval Letters April 2022](#)
 - b. [GLI Revocation Letters April 2022](#)
2. Internal Control Amendment Approvals
 - a. [Boot Hill Casino and Resort Internal Control Amendment Approvals](#)
 - b. [Hollywood Casino at Kansas Speedway Internal Control Amendment Approvals](#)
 - c. [Kansas Star Casino Internal Control Amendment Approvals](#)

E. LOTTERY GAMING FACILITY REPORTS/ITEMS

1. Boot Hill Casino and Resort
 - a. [March Monthly Report](#)
 - b. [March Revenue Report](#)
2. Kansas Star Casino
 - a. [March Monthly Report](#)

- b. [March Revenue Report](#)
- 3. Hollywood Casino at Kansas Speedway
 - a. [March Monthly Report](#)
 - b. [March Revenue Report](#)
- 4. Kansas Crossing Casino
 - a. [March Monthly Report](#)
 - b. [March Revenue Report](#)

F. COMMISSION ITEMS – OLD BUSINESS

None

G. COMMISSION ITEMS – NEW BUSINESS

None

H. PUBLIC COMMENTS

I. STAFF REPORTS

- 1. Garrett Rogers, Paralegal
 - a. [Voluntary Exclusion Program Report](#)
- 2. Todd Allen, Government Relations Manager
- 3. Don Brownlee, Executive Director

J. EXECUTIVE SESSIONS

The Commission conducts executive sessions in accordance with the Kansas Open Meetings Act and all discussions are limited to the specified purposes listed in K.S.A. 75-4319. The Commission utilizes executive sessions to consult with the Commission's attorney on confidential legal matters, to discuss confidential personnel matters, to protect the confidentiality of necessarily closed information including licensee background reports, and to protect the integrity of gaming information and the confidentiality of lottery gaming facility manager finances.

The following items will be discussed during the first executive session:

- 1. Background Reports

The following items will be discussed during the second executive session:

1. Attorney/Client Privilege

K. OTHER BUSINESS/FURTHER COMMISSION ACTION

1. Consideration of proposed gaming licenses and renewals

L. ADJOURNMENT

KANSAS RACING AND GAMING COMMISSION

MINUTES – MARCH 11, 2022

CALL TO ORDER
(A.)

Chairman David Moses called the March 11, 2022, meeting to order at 9:35 a.m. The meeting was held via teleconference. Notice of this teleconference was given to the public via the KRGC and Public Square websites. Commissioners Brandon Jones, Larry Turnquist, Kelly Kultala, and Sheryl Spalding were also present. Others present included Executive Director Don Brownlee, General Counsel Judith Taylor, Director of Administration, Audit, and Finance Brandi White, Director of Security Roger Bailey, and other staff.

MOTION, APPROVE
AGENDA
(B.)

Commissioner Turnquist (Kultala) moved to approve the agenda. Motion carried 5-0.

MOTION, APPROVE
February 11, 2022
MEETING MINUTES
(C.)

Commissioner Spalding (Turnquist) moved to approve the minutes of the February 11, 2022, meeting. Motion carried 5-0.

MOTION, APPROVE
CONSENT AGENDA
(D.)

Commissioner Jones (Spalding) moved to approve the consent agenda (five items). Motion carried 5-0.

LOTTERY GAMING
FACILITY
REPORTS/ITEMS; BOOT
HILL CASINO & RESORT
(E.1.a.)

Ryan Deutsch, Assistant General Manager, reported:

- February 2022 revenue numbers compared to February 2021:
 - Total gaming revenue up 23.93 %
 - Total slot revenue up 27.39%
 - Table games revenue down 1.13%
- Events and Promotions:
 - Weekly Kiosk Games
 - Weekly Food and Beverage Specials
 - Gift Promotions
 - Lucky Draw
 - Blizzard of Winnings Money Machine
 - VIP Promotions
 - \$100,000 Lucky Draw
 - Chris Janson – February 12
 - Valentine's Day Dinner – February 14
 - Harlem Globe Trotters – February 14
 - VIP Free Play Frenzy – February 25 - 27
- Upcoming Entertainment & Events
 - Marisela – March 5

- Fairy Tales on Ice, March 6
- KSHSAA 1A State Basketball, March 9
- Highway Men Live – March 18
- Gabriel “Fluffy” Iglesias, March 25
- VIP Jackpot Party – March 27
- Clint Black – April 29
- `
- Responsible Gambling Awareness Month
 - Added Social Media Posts
 - Added Banner Image to Website
 - Made Regular Announcements on Gaming Floor
 - Added Signage throughout facility
- Boot Hill Casino’s COVID-19 precautions and the impact on staff and patrons

LOTTERY GAMING
FACILITY
REPORTS/ITEMS; KANSAS
STAR
(E.2.a.)

Jeff Babinski, Vice President and General Manager, reported:

- Admissions down 8.1% compared to February 2021
- February 2022 revenue numbers compared to February 2021:
 - Total gross gaming revenue down 4.5%
 - Slot coin-in down 7.4%
 - Slot hold up 0.04 pts
 - Table games drop up 24.1%
 - Table games hold down 0.4 pts
- Past Events and Promotions:
 - Maize Battle of the Belt - February 5 & 6
 - Prom of the Ages - February 12
 - Lee Brice – February 26
 - USA Wrestling – March 5 & 6
- Upcoming Events and Promotions:
 - Gin Blossoms – April 2
 - Boys II Men – April 9
 - Marauders Car Show – April 30
- Kansas Star Casino’s COVID-19 precautions and the impact on staff and patrons

LOTTERY GAMING
FACILITY
REPORTS/ITEMS;
HOLLYWOOD CASINO AT
KANSAS SPEEDWAY
(E.3.a.)

Rick Skinner, Vice President & General Manager, reported:

- Admissions were up 20.5% compared to February 2021
- February 2022 revenue numbers compared to February 2021:
 - Total gross gaming revenue up 31.2%
 - Slot revenue up 29.8%

- Table games revenue up 49.9%
- Recent/Upcoming Events and Promotions:
 - Big Screen for the Big Game, February 12
 - 10-Year Anniversary Celebration, February 19
 - \$50K 2021 Winners Party, February 26
 - Table Games Madness Hot Seats – March
 - Hi Lo – March 4
 - Find the Pot of Gold – March 5
 - Find the Clover – March 6
 - 10 Year \$200K Drawing – March 19
 - \$700 Every 7 Minutes – March 26
 - Sporting KC \$200K Kick Picks
- Hollywood Casino’s COVID-19 precautions and the impact on staff and patrons

LOTTERY GAMING
 FACILITY
 REPORTS/ITEMS; KANSAS
 CROSSING CASINO
 (E.4.a.)

Jeff McKain, General Manager, reported:

- Admissions up 24.5% compared to February 2020
- February 2022 revenue numbers compared to February 2021:
 - Net slot revenue up 30.5%
 - Coin in up 34.1%
 - Table games drop up 47.1%
 - Net gaming revenue up 52%
- Events and Promotions:
 - February
 - Point Multiplier Kiosk games every Monday
 - Promotional bonus entries every Tuesday
 - Camp 49 Hot Seats and lunch specials every Wednesday
 - Casino Hot Seats every Thursday
 - *Cash is King* promotion, February 25th
 - Casino Gift Day every Saturday
 - Arch Allies concert February 26th
 - Kiosk games on Sunday the 6th, 13th, and 20th.
 - March
 - Point Multiplier every Tuesday
 - Camp 49 Hot Seats and lunch specials every Wednesday
 - Casino Hot Seats every Thursday
 - *Cash is King* promotion, March 25th
 - Deana Carter concert – March 5th
 - Casino Gift Day every Saturday
 - Dave Finley concert – March 26th

- Kiosk games on Sunday the 6th, 13th and 20th.
- Kansas Crossing Casino's COVID-19 precautions and the impact on staff and patrons

COMMISSION ITEMS –
OLD BUSINESS
(F.)

There was no old business.

COMMISSION ITEMS –
NEW BUSINESS
(G.)

There was no new business.

PUBLIC COMMENTS
(H.)

There were no public comments.

STAFF REPORTS
(I.1. and I.2.)

Garrett Rogers, Paralegal, reported on the Voluntary Exclusion Program statistics for the month of February 2021.

Todd Allen, Government Relations Manager, legislative report:

- KRGK budget has been heard in both houses, and both committees concurred with the Governor's recommendation.
- SB404 had a hearing February 16th. During the hearing, there was a debate about the provision of the bill allowing Sedgwick County a revote to allow for the operation of electronic gaming machines at a racetrack gaming facility, and also authorizing the operation of historical horse race machines by parimutuel licensees.
- A sports wagering bill was introduced to the House Federal and State Affairs committee on March 9th.

Executive Director Brownlee reported:

- Arkansas expanded their sports wagering law to allow online sports wagering. Their West Memphis casino was the first to offer this to the public.
- Peninsula Pacific will sell its assets to Churchill Downs. This will not affect the Kansas Crossing Casino as theirs is a management contract and not property assets. The assets being purchased include a horse racing track in Virginia, six historical horse racing venues in Virginia, a casino in New York, a casino in Iowa, and the rights to develop two casinos and seven additional horse racing venues in Virginia.

- The mask mandate for state buildings has been removed. This allows us to return to in-person commission meetings if the commissioners wish to. Chairman Moses asked if any commissioners were opposed to meeting in-person. No commissioners objected.
- The next Commission Meeting will be on April 15th, 2022.

MOTION, EXECUTIVE
SESSION; CONFIDENTIAL
BACKGROUND REPORTS
(J.1.)

Commissioner Kultala (Jones) moved that the Commission go into executive session for the purpose of reviewing confidential background reports presented today by the commission's security division. In addition to the commissioners, the confidential background reports portion will include the executive director, general counsel, and director of security. The total time for the executive session was anticipated to be ten (10) minutes until 10:25 a.m. No action is to be taken in executive session, and the subjects discussed are to be limited as previously described. A full record of this motion is to be maintained as part of the permanent record of the Kansas Racing and Gaming Commission. At the conclusion of the executive session, the meeting is to be continued in open session via teleconference. The motion carried 5-0, and the meeting was adjourned to executive session at 10:15 a.m.

RECONVENE
(J.2.)

The commission meeting returned to open session via teleconference at 10:25 a.m. with Chairman Moses, Commissioner Jones, Commissioner Turnquist, Commissioner Kultala, and Commissioner Spalding present.

MOTION, EXECUTIVE
SESSION; ATTORNEY-
CLIENT PRIVILEGE
(J.3.)

Commissioner Spalding (Turnquist) moved that the Commission go into executive session for the purpose of consulting with the agency's attorney on attorney-client privileged communications. In addition to the commissioners, the attorney-client privileged communications will include the executive director and general counsel. After discussion, the total time for the executive session was anticipated to be thirty (30) minutes until 11:00 a.m. No action is to be taken in executive session, and the subjects discussed are to be limited as previously described. A full record of this motion is to be maintained as part of the permanent record of the Kansas Racing and Gaming Commission. At the conclusion of the executive session, the meeting is to be continued in open session via teleconference. The motion carried 5-0, and the meeting was adjourned to executive session at 10:30 a.m.

RECONVENE
(J.4.)

The commission meeting returned to open session via teleconference at 11:00 a.m. with Chairman Moses, Commissioner Jones, Commissioner Turnquist, Commissioner Kultala, and Commissioner Spalding present.

MOTIONS ON LICENSE
APPLICATIONS
(K.1.)

Commissioner Turnquist (Kultala) moved to *deny one* license application, *conditionally approve one* license application, and *approve the remaining 246* license applications from the March 11, 2022, list of background reports referred to the commission for action. The motion carried 5-0.

There were no other items for discussion or motion.

ADJOURNMENT
(L.)

Chairman Moses stated that the April 15, 2022, commission meeting will begin at 9:30 a.m. if by teleconference or at 10:00 a.m. if in person.

Commissioner Jones (Spalding) moved to adjourn the meeting. Motion passed 5-0. The meeting was adjourned at 11:05 a.m.

SUBMITTED BY:

Larry Turnquist
Secretary

APPROVED BY:

David Moses
Chairman

Manufacturer	File Number	Game Name
Acres Manufacturing Company *	SY-73-AC3-22-01	Nex7 SAS Telemetry System
Acres Manufacturing Company *	SY-73-AC3-22-02	Nex7 SAS Telemetry System
Aristocrat Technologies, Inc.	MO-22-IGT-20-05	Roulette
Aristocrat Technologies, Inc.	MO-73-ARI-22-10	Whales of Cash
Aristocrat Technologies, Inc.	MO-73-ARI-22-11	Ultimate Jackpots Vertex Schedule
Aristocrat Technologies, Inc.	MO-73-ARI-22-14	N/A
Aristocrat Technologies, Inc.	MO-73-ARI-22-17	6.08.0-1.00.4
Aristocrat Technologies, Inc.	MO-73-ARI-22-18	Linux OS X.66.1
Aristocrat Technologies, Inc.	MO-73-ARI-22-19	Wonder 4 Boost Gold
Aristocrat Technologies, Inc.	MO-73-ARI-22-20	Wonder 4 Wonder Wheel
Aristocrat Technologies, Inc.	MO-73-ARI-22-21	Buffalo Ascension
Aristocrat Technologies, Inc.	MO-73-ARI-22-22	SJD-DSCH-02
Aristocrat Technologies, Inc.	MO-73-ARI-22-23	PCBA-Gen9 Carrier Board Assembly
Aristocrat Technologies, Inc.	MO-73-ARI-22-29	Neptune 27" LCD Topper
Everi Games, Inc.	MO-73-MMG-21-96	Flex_SmokinHotStuffWickedWheel
Everi Games, Inc.	MO-73-MMG-22-04	MF_SmokinHotStuffWickedWheelFire
Everi Games, Inc.	MO-73-MMG-22-05	MF_SmokinHotStuffWickedWheelIce
Everi Payments, Inc.	SY-394-GAC-21-01	N/A
Everi Payments, Inc.	SY-509-GAC-17-01	N/A
Everi Payments, Inc.	SY-73-GAC-13-09	N/A
IGT	MO-209-IGT-21-02	Game King Single Hand Poker
IGT	MO-21-IGT-21-04	The Price Is Right Come On Down!
IGT	MO-22-IGT-20-05	Roulette
IGT	MO-22-IGT-20-28	Blackjack Ascent
IGT	MO-22-IGT-20-37	Multi-Card Keno
IGT	MO-22-IGT-20-39	Spot Keno
IGT	MO-22-IGT-20-87	Stinkin Rich
IGT	MO-22-IGT-20-88	Kitty Glitter
IGT	MO-22-IGT-20-89	Pharaoh's Fortune
IGT	MO-22-IGT-20-90	Mystical Mermaid
IGT	MO-22-IGT-20-91	Cleopatra
IGT	MO-22-IGT-20-92	White Orchid
IGT	MO-22-IGT-20-93	Coyote Moon
IGT	MO-22-IGT-20-94	Wolf Run
IGT	MO-22-IGT-21-05	GAME KING X PACK_BUNDLE (GKX)
IGT	MO-22-IGT-21-09	Solar Disc
IGT	MO-22-IGT-21-10	Golden Egypt
IGT	MO-22-IGT-21-11	Temple of Fire
IGT	MO-22-IGT-21-12	Scarab
IGT	MO-22-IGT-21-35	Target Lock Keno
IGT	MO-22-IGT-21-47	Wolf Run Keno
IGT	MO-22-IGT-22-01	Main Cabinet Controller
IGT	MO-22-IGT-22-03	WOF Diamond Spins 2x Wilds
IGT	MO-22-IGT-22-04	JCM iVIZION Bill Validator Software
IGT	MO-22-IGT-22-05	JCM iVIZION Netplex Bill Validator Software
IGT	MO-73-IGT-20-24	Cleopatra Keno
IGT	MO-73-IGT-20-25	Bullfroggin' Keno
IGT	MO-73-IGT-20-27	Shockwave Poker
IGT	MO-73-IGT-20-30	CAVEMAN KENO
IGT	MO-73-IGT-20-31	Da Vinci Diamonds Keno
IGT	MO-73-IGT-20-70	Four Card Keno
IGT	MO-73-IGT-21-158	Lucky Larry's Lobstermania 4 Link
IGT	MO-73-IGT-21-17	Lucky Larry's Lobstermania 4 Sign Controller
IGT	MO-73-IGT-22-21	Super Sally's Shrimprmania 4 Link

IGT	MO-73-IGT-22-25	AVP Package
IGT	PA-22-IGT-21-01	Peak65
INCREDIBLE TECHNOLOG	MO-22-INT-22-01	JCM iVIZION BILL VALIDATOR FIRMWARE
Interblock d.d.	MO-15-ELE-22-01	JCM iVIZION BILL VALIDATOR FIRMWARE
Interblock d.d.	MO-73-ELE-22-02	UBA-10 (USA)-SS ID-003
KONAMI GAMING INC.	MO-73-KON-21-68	Xiang Long Ju Bao Good Luck Festival
KONAMI GAMING INC.	MO-73-KON-21-69	Xiang Long Ju Bao Wonderful Festival
KONAMI GAMING INC.	MO-73-KON-22-10	KP3.5+ Combined Game Common
NRT TECHNOLOGY CORP.	MO-22-NTC-22-02	JCM UBA BILL VALIDATOR FIRMWARE
NRT TECHNOLOGY CORP.	SY-394-NTC-21-03	CHS_Administrator.exe
NRT TECHNOLOGY CORP.	SY-394-NTC-21-05	CHS 1.4.0.0 Service Pack 1
NRT TECHNOLOGY CORP.	SY-394-NTC-21-11	Charity-1.0.0.0.exe
SDS	SY-394-SDS-21-08	Unified Wallet 5.1.0.0
SG Gaming, Inc. f/k/a Bally Gaming, Inc.	MO-209-BAL-22-02	5 Treasures Explosion
SG Gaming, Inc. f/k/a Bally Gaming, Inc.	MO-73-BAL-21-17	Fat Cat - Fat Fortunes
SG Gaming, Inc. f/k/a Bally Gaming, Inc.	MO-73-BAL-21-29	Puffy Penguin - Fat Fortunes
SG Gaming, Inc. f/k/a Bally Gaming, Inc.	MO-73-BAL-22-21	Jade Monkey Deluxe
SG Gaming, Inc. f/k/a Bally Gaming, Inc.	MO-73-BAL-22-24	Lock It Up Dragon Fire
* Executive Approval - 03/25/2022		

Revoked Manufacturer	Revoked Game Name	Revoked File Number	Revoked ID Number	New File Number	New ID Number	Replace By
Interblock	iVIZION -100 (USA)-SS/SU ID-003	MO-231-ELE-16-02	2.53-38	MO-15-ELE-22-01	2.84-44	08/13/2022
Interblock	iVIZION -100 (USA)-SS/SU ID-003	MO-73-ELE-18-09	2.80-42	MO-15-ELE-22-01	2.84-44	08/13/2022

Eisenhower State Office Building
700 SW Harrison, Suite 500
Topeka, KS 66603



Phone: (785) 296-5800
Fax: (785) 296-0900
krgc@krgc.ks.gov
krgc.ks.gov

Don Brownlee, Executive Director

Laura Kelly, Governor

**Boot Hill Casino Internal Control Amendments
April 15, 2022**

<u>Item #/ (Description)</u>	<u>Regulation Waiver?</u>	<u>Regulation/IC Reference</u>	<u>Staff Recommendation</u>
BH586- Cash Recycler	No	K.A.R. 112-104-15; 112-104-21; 112-108-32; 112-108-34/ IC 120.020; 120.030; 120.040; 120.050; 120.070; 120.080; 120.150; 170.020; 170.160, 200.010, 200.120, 200.140	Approval

Eisenhower State Office Building
700 SW Harrison, Suite 500
Topeka, KS 66603



Phone: (785) 296-5800
Fax: (785) 296-0900
krgc@krgc.ks.gov
krgc.ks.gov

Don Brownlee, Executive Director

Laura Kelly, Governor

Hollywood Casino Internal Control Amendments

April 15, 2022

<u>Item #/ (Description)</u>	<u>Regulation Waiver?</u>	<u>Regulation/IC Reference</u>	<u>Staff Recommendation</u>
HW172 – Warehouse Manager	No	KAR 112-104-2 / Hollywood Casino Org Charts and Job Descriptions	Approval
HW173 – Chapter G Accounting	No	KAR 112-104-105; 112-104-109 / Chapter G - Accounting	Approval
HW174 – Chapter M Purchasing	No	KAR 112-104-42 / Chapter M Purchasing	Approval

Eisenhower State Office Building
700 SW Harrison, Suite 500
Topeka, KS 66603



Phone: (785) 296-5800
Fax: (785) 296-0900
krgc@krgc.ks.gov
krgc.ks.gov

Don Brownlee, Executive Director

Laura Kelly, Governor

Kansas Star Internal Control Amendments

April 15, 2022

Item #/ (Description)	Regulation Waiver?	Regulation/IC Reference	Staff Recommendation
KS326 – Progressive and Envy Bets (MS and UTH)	No	K.A.R. 112-108-6/Table Games Rules of Game, Sections 6 & 11	Approval
KS331 – Bank Secrecy Act	No	K.A.R. 112-104/2/Administration, Sections 2, 3, and 14	Approval
KS332 – Responsible Gambling	No	K.A.R. 112-112-3/Responsible Gambling Plan	Approval

BOOT HILL CASINO & RESORT
REPORT PRESENTED TO
THE KANSAS RACING AND GAMING COMMISSION
APRIL 15, 2022

By: Diane Giardine

- 1) For the month of March 2022, BHCR experienced an increase in Total Gaming Revenue of 6.43% over March 2021. Total Slot Revenue was up 3.27% and Table Games Revenue was up 39.03%.

Upcoming Promotions & Events

- Weekly Kiosk Games
- Weekly Food and Beverage Specials
- Gift Promotions
- Lucky Draw
- VIP Promotions

Upcoming Entertainment & Events

- SW Storm (Arena Football) – April 23
- Bridal & Women's Expo – April 24
- Clint Black – April 29
- SW Storm (Arena Football) – April 30
- Live to Rock Tour – May 7
- SW Storm (Arena Football) – May 14

BOOT HILL CASINO & RESORT

Lottery Gaming Facility Revenue-Unaudited*

	March 2022	March 2021	Fiscal YTD 2022	Fiscal YTD 2021
Electronic gaming machines	4,119,304.71	3,991,635.76	33,576,685.33	27,842,879.59
Table games	540,624.28	388,355.37	3,850,684.54	3,177,606.67
Other #	<u>3,652.77</u>	<u>1,649.87</u>	<u>9,745.99</u>	<u>4,941.75</u>
Total Lottery Gaming Facility Revenue	<u><u>4,663,581.76</u></u>	<u><u>4,381,641.00</u></u>	<u><u>37,437,115.86</u></u>	<u><u>31,025,428.01</u></u>
State Share 22%	1,025,987.99	963,961.02	8,236,165.49	6,825,594.16
Local Share 3%	139,907.45	131,449.23	1,123,113.48	930,762.84
Problem Gambling Share 2%	93,271.64	87,632.82	748,742.32	620,508.56
Casino Share 73%	3,404,414.68	3,198,597.93	27,329,094.58	22,648,562.45

****Unaudited-as reported by the Kansas Lottery Central Computer system.***

#Other sweeps, principally lost and found funds.

KANSAS STAR CASINO
REPORT PRESENTED TO
THE KANSAS RACING AND GAMING COMMISSION
April 15, 2022

BY:

Jeff Babinski – Vice President & General Manager

Operational Notes

- March admissions down 25% from March 2021

March 2021 Gaming Revenue –

- Total Gross Gaming Revenue down 16.1% to March 2021
- Slot Coin-In (Handle) down 20.5% to March 2021
- Slot hold (gross) up 0.4 pts to March 2021
- Table Game drop up 15.8% from March 2021
- Table Game hold is down 4.54 pts from March 2021

Past Arena Events

- March 5 & 6 – USA Wrestling
- April 2 – Gin Blossoms
- April 9 – Boys II Men

Upcoming Events

- April 19 to 22 – Kansas Association of School Business Officials conference
- April 30 – Marauders Car Show
- May 24 to 29 – Kansas High School Rodeo

KANSAS STAR CASINO & RESORT

Lottery Gaming Facility Revenue-Unaudited*

	March 2022	March 2021	Fiscal YTD 2022	Fiscal YTD 2021
Electronic gaming machines	12,629,507.91	15,256,455.10	105,173,762.33	114,943,526.80
Table games	2,153,316.50	2,299,875.50	17,939,670.81	15,005,795.14
Other #	<u>8,172.67</u>	<u>6,008.90</u>	<u>22,188.69</u>	<u>13,592.32</u>
Total Lottery Gaming Facility Revenue	<u><u>14,790,997.08</u></u>	<u><u>17,562,339.50</u></u>	<u><u>123,135,621.83</u></u>	<u><u>129,962,914.26</u></u>
State Share 22% (Tier 1)**	3,254,019.36	3,863,714.69	27,089,836.80	28,591,841.14
State Share 2% marginal (Tier 2)**	-	-	-	-
Local Share 3%	443,729.91	526,870.19	3,694,068.65	3,898,887.43
Problem Gambling Share 2%	295,819.94	351,246.79	2,462,712.44	2,599,258.29
Casino Share 73%	10,797,427.87	12,820,507.84	89,889,003.94	94,872,927.41

****Unaudited-as reported by the Kansas Lottery Central Computer system.***

#Other sweeps, principally lost and found funds.

HOLLYWOOD CASINO AT KANSAS SPEEDWAY
REPORT PRESENTED TO
THE KANSAS RACING AND GAMING COMMISSION
April 15, 2022

BY: RICK SKINNER – VICE PRESIDENT & GENERAL MANAGER

March 2022

Admissions

- March 2022 admissions were flat compared to March of 2021

March 2022 Revenue Numbers

- Total Gaming Revenue was \$13.96M – an increase of 5%
- Slot Revenue came in at \$12.7M - an increase of 2.1%
- Table Games Revenue (including Poker) was \$1.28M – an increase of 46.3%

Recent/Upcoming Events

- March 26 - \$700 every 7 Minutes
- Sporting KC \$200K Kick Picks
- Tuesdays in April – Table Games Spring Fever Hot Seats
- April 1 – Easter Egg Hunt
- April 2 – Bedding Continuity Giveaway
- April 2 and April 9 – Lucky Ladies
- April 3 – Find the Diamond
- April 22 – Tree of Life
- April 23 - 10 year \$200K Drawing
- April 29 – mychoice Winners Weekend
- April 30 – Driver Seat

HOLLYWOOD CASINO & RESORT

Lottery Gaming Facility Revenue-Unaudited*

	March 2022	March 2021	Fiscal YTD 2022	Fiscal YTD 2021
Electronic gaming machines	12,675,646.10	12,418,565.00	101,898,461.81	81,971,429.74
Table games	1,275,745.63	874,548.50	9,033,268.83	5,637,532.68
Other #	<u>5,099.62</u>	<u>987.21</u>	<u>16,877.17</u>	<u>10,704.54</u>
Total Lottery Gaming Facility Revenue	<u><u>13,956,491.35</u></u>	<u><u>13,294,100.71</u></u>	<u><u>110,948,607.81</u></u>	<u><u>87,619,666.96</u></u>
State Share 22%	3,070,428.10	2,924,702.16	24,408,693.72	19,276,326.73
Local Share 3%	418,694.74	398,823.02	3,328,458.23	2,628,590.01
Problem Gambling Share 2%	279,129.83	265,882.01	2,218,972.16	1,752,393.34
Casino Share 73%	10,188,238.69	9,704,693.52	80,992,483.70	63,962,356.88

****Unaudited-as reported by the Kansas Lottery Central Computer system.***

#Other sweeps, principally lost and found funds.

KANSAS CROSSING CASINO + HOTEL
REPORT PRESENTED TO
THE KANSAS RACING AND GAMING COMMISSION
April 15, 2022
By: Jeff McKain

Kansas Crossing Casino is reporting the following preliminary results for March 2022 vs March 2021;

- -.03% Decrease in Admissions
- 4.6% Increase in Coin-In
- 30.4% Increase in Table Drop
- 3.4% Increase in Net Slot Revenue
- 7.4% Increase in Net Gaming Revenue

Promotions + Events

- March
 - Point Multipliers every Tuesday.
 - Camp 49 Hot promotional specials every Wednesday.
 - Casino Hot Seats every Thursday.
 - *Cash is King* promotion Friday the 25th.
 - Deana Carter concert Friday the 5th.
 - Casino Gift Day every Saturday.
 - Dave Finley concert Saturday the 26th.
 - Kiosk games on Sunday the 6th, 13th, and 20th.
- April
 - Point Multipliers every Tuesday.
 - Camp 49 Hot promotional specials every Wednesday.
 - Casino Hot Seats every Thursday.
 - Table Game Hot Seats on Friday 1st, 8th, 15th and 22nd
 - *Cash is King* promotion Friday the 29th.

- Casino Gift Day every Saturday.
- Texas Hippie Coalition concert Saturday the 30th.
- Kiosk games on Sunday the 3rd, 10th, 17th and 24th.

KANSAS CROSSING CASINO & RESORT

Lottery Gaming Facility Revenue-Unaudited*

	March 2022	March 2021	Fiscal YTD 2022	Fiscal YTD 2021
Electronic gaming machines	3,585,858.61	3,467,080.58	27,675,450.33	22,703,022.81
Table games	330,286.50	179,550.00	1,982,745.50	1,418,736.00
Other #	<u>520.80</u>	<u>303.29</u>	<u>1,938.95</u>	<u>1,101.38</u>
Total Lottery Gaming Facility Revenue	<u>3,916,665.91</u>	<u>3,646,933.87</u>	<u>29,660,134.78</u>	<u>24,122,860.19</u>
State Share 22%	861,666.50	802,325.45	6,525,229.65	5,307,029.24
Local Share 3%	117,499.98	109,408.02	889,804.04	723,685.81
Problem Gambling Share 2%	78,333.32	72,938.68	593,202.70	482,457.20
Casino Share 73%	2,859,166.11	2,662,261.73	21,651,898.39	17,609,687.94

****Unaudited-as reported by the Kansas Lottery Central Computer system.***

#Other sweeps, principally lost and found funds.

March 2022 Casino Financials

Casino Gaming Revenue for Month Ending March 31, 2022					
Revenue Source	Boot Hill Casino	Kansas Star Casino	Hollywood Casino	Kansas Crossing Casino	Total All Casinos
EGM	\$ 4,119,305	\$ 12,629,508	\$ 12,675,646	\$ 3,585,859	\$ 33,010,317
Table Games	540,624	2,153,317	1,275,746	330,287	4,299,973
Other #	3,653	8,173	5,100	521	17,446
Total	\$ 4,663,582	\$ 14,790,997	\$ 13,956,491	\$ 3,916,666	\$ 37,327,736

Cumulative Gaming Revenue per Fiscal Year					
Fiscal Year	Boot Hill	Kansas Star	Hollywood	Kansas Crossing	Total All Casinos
2010	\$ 20,663,987	\$ -	\$ -	\$ -	\$ 20,663,987
2011	40,055,280	-	-	-	40,055,280
2012	43,886,501	98,855,928	54,622,687	-	197,365,116
2013	43,353,504	192,187,166	124,993,721	-	360,534,391
2014	39,906,275	181,079,650	132,036,392	-	353,022,317
2015	40,513,186	181,754,051	142,759,065	-	365,026,302
2016	38,937,088	181,600,677	143,833,330	-	364,371,095
2017	40,222,932	178,105,968	144,582,037	8,206,260	371,117,197
2018	41,186,638	182,084,527	148,770,984	32,465,853	404,508,001
2019	41,589,906	184,157,835	150,790,865	34,489,213	411,027,819
2020	32,971,510	150,355,262	122,114,403	28,620,752	334,061,926
2021	43,690,403	172,711,043	124,388,370	33,857,278	374,647,093
2022	37,437,116	123,135,622	110,948,608	29,660,135	301,181,480
Total Since Opening	\$ 504,414,325	\$ 1,826,027,729	\$ 1,399,840,461	\$ 167,299,491	\$ 3,897,582,006

Fund Distribution FY 2022					
Recipients	Boot Hill	Kansas Star	Hollywood	Kansas Crossing	Total All Casinos
State of Kansas	8,236,165	27,089,837	24,408,694	6,525,230	66,259,926
Local Governments	1,123,113	3,694,069	3,328,458	889,804	9,035,444
Problem Gambling and Addictions Fund	748,742	2,462,712	2,218,972	593,203	6,023,630
Casino Manager	27,329,095	89,889,004	80,992,484	21,651,898	219,862,481
Total	37,437,116	123,135,622	110,948,608	29,660,135	301,181,480

Fund Distribution Since Opening					
Recipients	Boot Hill	Kansas Star	Hollywood	Kansas Crossing	Total All Casinos
State of Kansas	110,971,152	401,854,778	307,964,901	36,805,888	857,596,719
Local Governments	15,132,430	54,780,832	41,995,214	5,018,985	116,927,460
Problem Gambling and Addictions Fund	10,088,287	36,520,555	27,996,809	3,345,990	77,951,640
Casino Manager	368,222,457	1,332,871,565	1,021,883,536	122,128,628	2,845,106,186
Total	504,414,325	1,826,027,729	1,399,840,461	167,299,491	3,897,582,006

**Unaudited-as reported by the Kansas Lottery Central Computer system.*

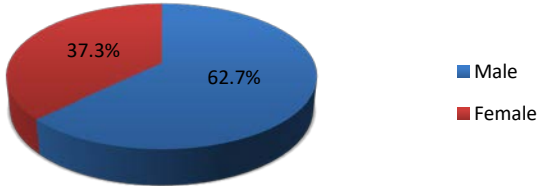
#Other sweeps, principally lost and found funds.

Voluntary Exclusion Program

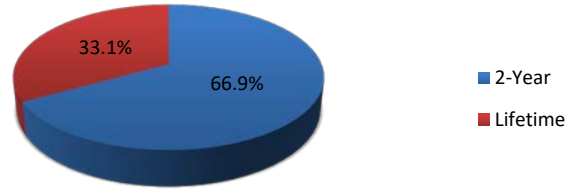
January 2010 – March 2022

Voluntary Exclusions = 2710
Violation Incidents = 386 (342 individuals)

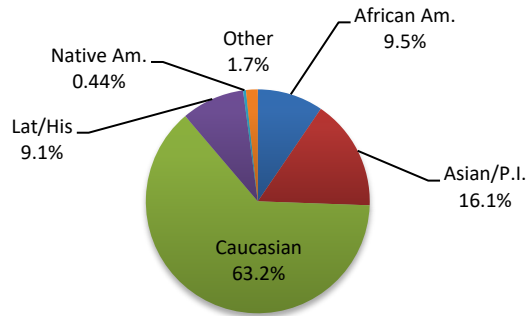
VEP Gender



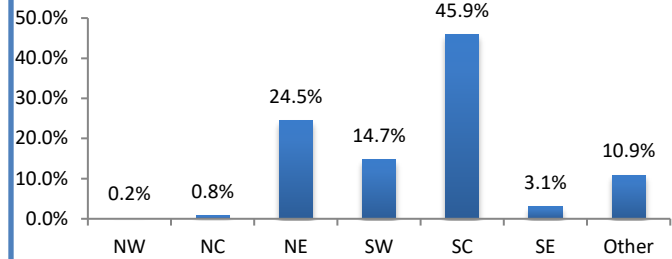
Exclusion Period



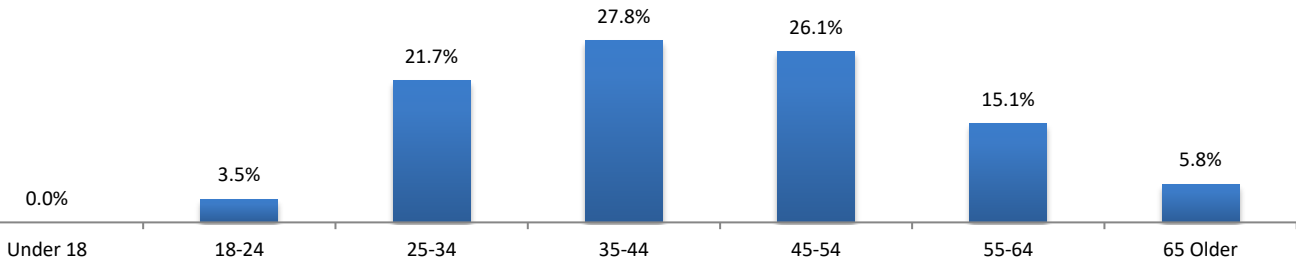
Ethnicity



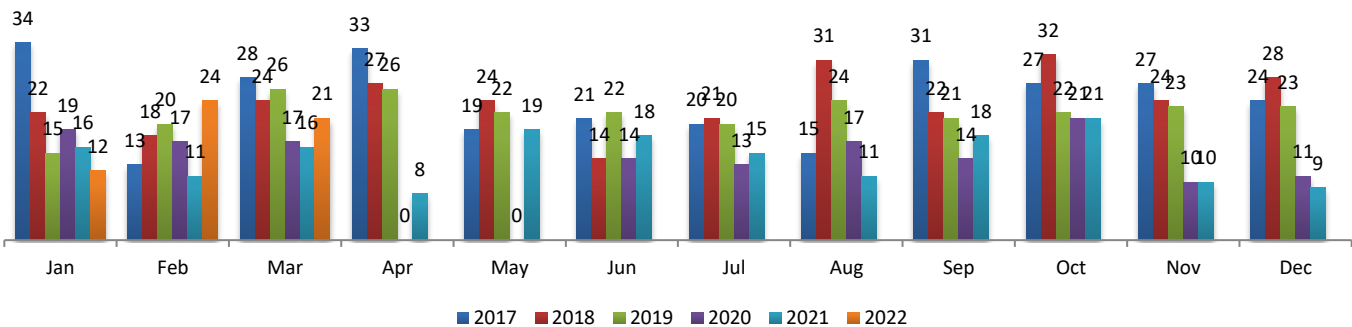
Lottery Region



Age of VEP



VEP Enrollments by Year



KRGC Voluntarily Excluded Persons December 2009 – March 2022

[illegible]

Colorado – 4
Iowa – 3
Kansas-2,403
Missouri -225
Nebraska – 6
Oklahoma – 45
Other-24

TOTAL VEPs = 2710



Kansas Racing and Gaming Commission
700 SW Harrison, Suite 500, Topeka, Kansas 66603
(785) 296-5800, Fax (785) 296-0900

STAFF AGENDA MEMORANDUM

MEETING DATE: April 15, 2022
AGENDA ITEM: Quarterly Reports on (1) staff out-of-state travel, (2) licensing and (3) illegal gambling
PRESENTER: Don Brownlee

To ensure that it is being consistent and efficient, the commission has requested quarterly updates on out-of-state travel, licensing matters, and illegal gambling efforts.

I. OUT-OF-STATE TRAVEL

The quarterly out-of-state travel report includes the employees who traveled and the purpose of the trip and the total expenses incurred for the trip. Because the Commission maintains its background investigation details as highly confidential, the quarterly travel report does not include out-of-state trips for investigative or targeted purposes.

For the first quarter (January through March) of 2022, commission staff out-of-state travel includes:

Purpose of Trip	Traveler	Dates	Destination	Registration	Total
No Out-of-State travel in the First Quarter of 2022					

II. LICENSING

Objectives of the commission include conducting timely, but thorough, background investigations on all gaming employees, management contractors, manufacturers and distributors seeking licensure at lottery gaming facilities located in this state. Background investigations are conducted to protect the public interest by maintaining a legitimate and viable gaming industry assuring honesty, good character and integrity of racing and gaming facility operators, employees, and vendors. Following is the licensing report for the January through March 2022 quarter. The three previous quarters are included for comparison purposes.

	Jan-Mar 2022	Oct-Dec 2021	Jul-Sep 2021	Apr-Jun 2021
VENDORS, SUPPLIERS, MANAGERS:				
Corporate permanent licenses approved	2	1	4	0
Corporate temporary licenses approved*	0	0	0	0
Corporate employee licenses approved	152	117	90	69
Corporate renewal licenses approved	12	6	7	8
Corporate employee licenses renewed	84	101	148	114
Corporate employee licenses denied	0	1	0	0
BOOT HILL CASINO EMPLOYEE LICENSES				
Permanent license approvals	33	21	24	20
Temporary license approvals*	42	27	30	27
Renewal license approvals	23	33	22	22
Licenses denied	0	0	2	0
HOLLYWOOD CASINO EMPLOYEE LICENSES				
Permanent license approvals	58	27	30	19
Temporary license approvals*	93	73	53	53
Renewal license approvals	21	45	54	49
Licenses denied	1	3	2	3
KANSAS STAR CASINO EMPLOYEE LICENSES				
Permanent license approvals	49	67	77	50
Temporary license approvals*	58	70	95	92
Renewal license approvals	58	43	69	19
Licenses denied	0	0	2	0
KANSAS CROSSING CASINO EMPLOYEE LICENSES				
Permanent license approvals	41	31	32	16
Temporary license approvals*	46	41	36	43
Renewal license approvals	9	5	6	19
Licenses denied	0	1	0	0

*Temporary licenses approved will still need to be permanently approved in future quarter(s) once all backgrounding activities are completed.

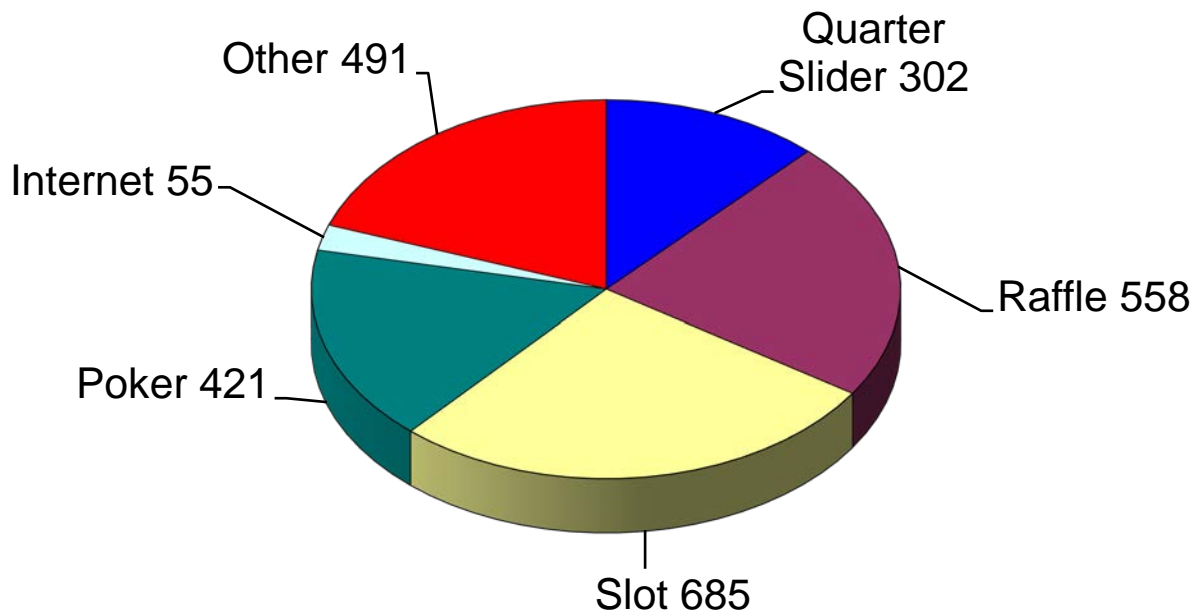
III. ILLEGAL GAMBLING

The Kansas Racing and Gaming Commission (KRGc) provides resources and assistance to local law enforcement, prosecutors, and the public on illegal gambling questions, education, and complaints. The KRGc responds to email and phone complaints and inquiries, conducts continuing legal education seminars for prosecutors, assists local law enforcement agencies with illegal gambling investigations, and conducts civil seizures of illegal gambling devices for forfeiture, all in an effort to curtail illegal gambling in bars, restaurants, convenience stores, and other venues throughout Kansas.

Since 2007, the Commission has received 2,512 total illegal gambling-related questions or complaints from the general public. During the first quarter (Q-1) of 2022, the Commission received twenty-two (22) calls and emails from the general public, up one (1) from the previous quarter and down five (5) from the first quarter of 2021.

Of the twenty-two (22) calls and emails received in Q-1, three (3) involved quarter slider machines; two (2) involved a raffle; six (6) involved slot machines; four (4) involved poker; and seven (7) involved other types of gambling. Of the seven (7) other calls or emails received, one (1) involved March Madness brackets; one (1) involved establishing a casino; and four (5) involved parimutuel racing.

Breakdown of illegal gambling inquiries and complaints to-date:



The above chart does not reflect calls and activity related to the following:

- Reports made to KRGc agents by other law enforcement officers around the state.
- Discussions with local law enforcement and district and county attorneys regarding the legal aspects of illegal gambling and the services that KRGc can provide.
- Time spent by agents and legal counsel to assist in active local investigations and prosecutions.
- Time spent defending gambling-related actions against the agency.
- Time spent pursuing seizures and forfeitures of illegal gambling devices.
- Inquiries from the public that are answered through access to KRGc's Illegal Gambling Frequently Asked Questions (FAQs) web page.

KRGc updated the Illegal Gambling FAQs portion of the webpage in late January 2014. Since KRGc began tracking the new page, there have been a total of 20,518 unique page views (after adjustments). A total of 517 unique page views were made during the first quarter of 2022, up 199 from the previous quarter (adjusted) and down 147 from the first quarter of 2021 (adjusted). The Illegal Gambling FAQs page can be found here: <http://www.krgc.ks.gov/index.php/racing-gaming-law/illegal-gambling/faq-s-2> . It may also be accessed from the KRGc main page (www.krgc.ks.gov) by selecting Public Info/Illegal Gambling FAQ's from the drop down menu option.

All Departments		Cash Fund Balances as of March 31, 2022											
DeptID	All	ELARF				Backgrounds				Illegal Gambling			
All Funds		Beg. Balance	4,165,931			Beg. Balance	195,564			Beg. Balance	134,677		
		Revenue	4,398,814			Revenue	239,964			Revenue	(13,493)		
		Expenses	4,549,576			Expenses	262,323			Expenses	-		
		End Balance	4,015,169			End Balance	173,204			End Balance	121,184		
Fund													
BudgetUnit													
		Grand Total											
		All Funding Sources											
		YTD FY2021	YTD FY2022	\$	%	March FY2021	March FY2022	\$	%	YTD FY2022	YTD FY2022	\$	%
		ACTUALS	ACTUALS	VARIANCE	VARIANCE	ACTUALS	ACTUALS	VARIANCE	VARIANCE	BUDGET	ACTUALS	VARIANCE	VARIANCE
51000	Payroll	3,999,616	4,217,038	217,422	5%	411,173	449,281	38,108	9%	5,134,932	4,217,038	-917,894	-18%
10	Shrinkage	0	0	0	0%	0	0	0	0%	-385,060	0	385,060	-100%
Net Salaries and Wages		3,999,616	4,217,038	217,422	5%	411,173	449,281	38,108	9%	4,749,872	4,217,038	-532,834	-11%
52000	Communication	54,642	58,718	4,076	7%	5,531	5,768	237	4%	63,900	58,718	-5,182	-8%
52100	Freight and Express	654	740	86	13%	38	2	-36	-94%	975	740	-235	-24%
52200	Printing and Advertising	46	100	54	117%	0	0	0	0%	1,088	100	-987	-91%
52300	Rents	172,798	171,285	-1,513	-1%	255	287	32	13%	180,863	171,285	-9,578	-5%
52400	Repair/Service/Mainten	781	4,479	3,699	474%	120	1,040	920	769%	41,781	4,479	-37,302	-89%
52510	InState Travel and Subsistence	22,642	24,560	1,918	8%	1,180	4,129	2,948	250%	140,163	24,560	-115,603	-82%
52520	Out of State Travel and Subsistence	2,938	12,566	9,629	328%	0	0	0	0%	0	12,566	12,566	0%
52530	International Travel and Subsistence	0	0	0	0%	0	0	0	0%	0	0	0	0%
52600	Fees-Other Services	187,274	215,957	28,683	15%	15,442	18,864	3,422	22%	237,705	215,957	-21,748	-9%
52700	Fee-Professional Services	19,085	1,880	-17,206	-90%	1,842	431	-1,411	-77%	61,913	1,880	-60,033	-97%
52900	Other Contractual Services	7,547	7,821	274	4%	0	0	0	0%	16,532	7,821	-8,711	-53%
Subtotal Contractual Services		468,407	498,106	29,699	6%	24,408	30,521	6,113	25%	744,919	498,106	-246,812	-33%
53200	Food for Human Consumption	0	49	49	0%	0	0	0	0%	0	49	49	0%
53400	Maint Constr Material Supply	482	5,113	4,631	960%	137	568	431	315%	3,075	5,113	2,038	66%
53500	Vehicle Part Supply Accessory	6,775	7,088	313	5%	2,020	820	-1,200	-59%	23,216	7,088	-16,128	-69%
53600	Pro Science Supply Material	3,071	3,262	191	6%	154	0	-154	-100%	19,395	3,262	-16,133	-83%
53700	Office and Data Supplies	8,872	7,726	-1,146	-13%	831	763	-67	-8%	55,916	7,726	-48,190	-86%
53900	Other Supplies and Materials	4,983	11,686	6,702	134%	259	5,708	5,449	2103%	3,225	11,686	8,461	262%
Subtotal Commodities		24,184	34,924	10,740	44%	3,401	7,860	4,459	131%	104,828	34,924	-69,904	-67%
54000	TOTAL Capital Outlay	32,979	64,486	31,507	96%	8,325	25,307	16,983	204%	101,475	64,486	-36,989	-36%
55960	Vol Retirement Incentive	0	0	0	0%	0	0	0	0%	0	0	0	0%
56000	Debt Service - Principal	0	0	0	0%	0	0	0	0%	0	0	0	0%
56100	Payments for Interest and Service	0	0	0	0%	0	0	0	0%	0	0	0	0%
Subtotal VRIP and Debt Service		0	0	0	0%	0	0	0	0%	0	0	0	0%
Grand Total		4,525,185	4,814,554	289,368	6%	447,307	512,969	65,662	15%	5,701,094	4,814,554	-886,540	-16%

*This report has not been audited by the State of Kansas and is intended solely for the use of the Executive Director of the Kansas Racing and Gaming Commission.

April 2022 - March 2023

Kansas Racing and Gaming Commission Planner

Apr 2022						
S	M	T	W	T	F	S
					1	2
3	4	5	6	7	8	9
10	11	12	13	14	15	16
17	18	19	20	21	22	23
24	25	26	27	28	29	30

15 Commission Meeting

APRIL

MAY

13 Commission Meeting

JUNE

17 Commission Meeting

JULY

15 Commission Meeting

AUGUST

12 Commission Meeting

SEPTEMBER

16 Commission Meeting

OCTOBER

14 Commission Meeting

NOVEMBER

18 Commission Meeting

DECEMBER

16 Commission Meeting

JANUARY

13 Commission Meeting

FEBRUARY

17 Commission Meeting

MARCH

17 Commission Meeting

Oct 2022						
S	M	T	W	T	F	S
						1
2	3	4	5	6	7	8
9	10	11	12	13	14	15
16	17	18	19	20	21	22
23	24	25	26	27	28	29
30	31					

Nov 2022						
S	M	T	W	T	F	S
		1	2	3	4	5
6	7	8	9	10	11	12
13	14	15	16	17	18	19
20	21	22	23	24	25	26
27	28	29	30			

Dec 2022						
S	M	T	W	T	F	S
				1	2	3
4	5	6	7	8	9	10
11	12	13	14	15	16	17
18	19	20	21	22	23	24
25	26	27	28	29	30	31

Jan 2023						
S	M	T	W	T	F	S
1	2	3	4	5	6	7
8	9	10	11	12	13	14
15	16	17	18	19	20	21
22	23	24	25	26	27	28
29	30	31				

Feb 2023						
S	M	T	W	T	F	S
			1	2	3	4
5	6	7	8	9	10	11
12	13	14	15	16	17	18
19	20	21	22	23	24	25
26	27	28				

Mar 2023						
S	M	T	W	T	F	S
			1	2	3	4
5	6	7	8	9	10	11
12	13	14	15	16	17	18
19	20	21	22	23	24	25
26	27	28	29	30	31	

May 2022						
S	M	T	W	T	F	S
1	2	3	4	5	6	7
8	9	10	11	12	13	14
15	16	17	18	19	20	21
22	23	24	25	26	27	28
29	30	31				

Jun 2022						
S	M	T	W	T	F	S
			1	2	3	4
5	6	7	8	9	10	11
12	13	14	15	16	17	18
19	20	21	22	23	24	25
26	27	28	29	30		

Jul 2022						
S	M	T	W	T	F	S
					1	2
3	4	5	6	7	8	9
10	11	12	13	14	15	16
17	18	19	20	21	22	23
24	25	26	27	28	29	30
31						

Aug 2022						
S	M	T	W	T	F	S
	1	2	3	4	5	6
7	8	9	10	11	12	13
14	15	16	17	18	19	20
21	22	23	24	25	26	27
28	29	30	31			

Sep 2022						
S	M	T	W	T	F	S
				1	2	3
4	5	6	7	8	9	10
11	12	13	14	15	16	17
18	19	20	21	22	23	24
25	26	27	28	29	30	