

AGENDA  
KANSAS RACING AND GAMING COMMISSION  
9:30 a.m., Friday, March 11, 2022

TELECONFERENCE  
PHONE NUMBER: 1-785-414-8630  
CONFERENCE ID: 596847261

A. CALL TO ORDER

B. APPROVAL OF AGENDA

C. APPROVAL OF MINUTES

1. [Minutes of February 11, 2022](#)

D. CONSENT AGENDA

*Items listed on the consent agenda are routine in nature. If requested by a commissioner, an item may be removed from the Consent Agenda and placed under Commission Items for further discussion and consideration.*

1. Approvals and revocations for certain lottery facility games and related components
  - a. [GLI Approval Letters March 2022](#)
  - b. [BMM Approval Letters March 2022](#)
2. Internal Control Amendment Approvals
  - a. [Boot Hill Casino and Resort Internal Control Amendment Approvals](#)
  - b. [Hollywood Casino at Kansas Speedway Internal Control Amendment Approvals](#)
  - c. [Kansas Star Casino Internal Control Amendment Approvals](#)

E. LOTTERY GAMING FACILITY REPORTS/ITEMS

1. Boot Hill Casino and Resort
  - a. [February Monthly Report](#)
  - b. [February Revenue Report](#)
2. Kansas Star Casino
  - a. [February Monthly Report](#)

- b. [February Revenue Report](#)
- 3. Hollywood Casino at Kansas Speedway
  - a. [February Monthly Report](#)
  - b. [February Revenue Report](#)
- 4. Kansas Crossing Casino
  - a. [February Monthly Report](#)
  - b. [February Revenue Report](#)

F. COMMISSION ITEMS – OLD BUSINESS

None

G. COMMISSION ITEMS – NEW BUSINESS

None

H. PUBLIC COMMENTS

I. STAFF REPORTS

- 1. Garrett Rogers, Paralegal
  - a. [Voluntary Exclusion Program Report](#)
- 2. Todd Allen, Government Relations Manager
- 3. Don Brownlee, Executive Director

J. EXECUTIVE SESSIONS

*The Commission conducts executive sessions in accordance with the Kansas Open Meetings Act and all discussions are limited to the specified purposes listed in K.S.A. 75-4319. The Commission utilizes executive sessions to consult with the Commission's attorney on confidential legal matters, to discuss confidential personnel matters, to protect the confidentiality of necessarily closed information including licensee background reports, and to protect the integrity of gaming information and the confidentiality of lottery gaming facility manager finances.*

***The following items will be discussed during the first executive session:***

- 1. Background Reports

*The following items will be discussed during the second executive session:*

1. Attorney/Client Privilege

K. OTHER BUSINESS/FURTHER COMMISSION ACTION

1. Consideration of proposed gaming licenses and renewals

L. ADJOURNMENT

## KANSAS RACING AND GAMING COMMISSION

### MINUTES – FEBRUARY 11, 2022

CALL TO ORDER  
(A.)

Chairman David Moses called the February 11, 2022, meeting to order at 9:36 a.m. The meeting was held via teleconference. Notice of this teleconference was given to the public via the KRGC and Public Square websites. Commissioners Brandon Jones, Larry Turnquist, Kelly Kultala, and Sheryl Spalding were also present. Others present included Executive Director Don Brownlee, General Counsel Judith Taylor, Director of Administration, Audit, and Finance Brandi White, Director of Security Roger Bailey, and other staff.

MOTION, APPROVE  
AGENDA  
(B.)

Commissioner Jones (Turnquist) moved to approve the agenda. Motion carried 5-0.

MOTION, APPROVE  
January 17, 2021  
MEETING MINUTES  
(C.)

Commissioner Kultala (Spalding) moved to approve the minutes of the January 21, 2022, meeting. Motion carried 5-0.

MOTION, APPROVE  
CONSENT AGENDA  
(D.)

Commissioner Turnquist (Jones) moved to approve the consent agenda (five items). Motion carried 5-0.

LOTTERY GAMING  
FACILITY  
REPORTS/ITEMS; BOOT  
HILL CASINO & RESORT  
(E.1.a.)

Diane Giardine, General Manager, reported:

- January 2022 revenue numbers compared to January 2021:
  - Total gaming revenue up 1.16 %
  - Total slot revenue up 2.2%
  - Table games revenue down 6.76%
- Events and Promotions:
  - Weekly Kiosk Games
  - Weekly Food and Beverage Specials
  - Gift Promotions
  - Blizzards of Winnings Hot Seats
  - New Year's Eve's Hot Seats
  - VIP Free Play Frenzy, January 1<sup>st</sup>
  - Legends Cash Bash, January 29th
- Upcoming Entertainment & Events:
  - Chris Janson, February 12
  - Valentine's Day Dinner, February 14
  - Harlem Globetrotters, February 14
  - VIP Free Play Frenzy, end of February.
  - SW Storm vs Omaha Beef (Arena Football) – February 27

- Fairy Tales on Ice, March 6
- KSHSAA 1A State Basketball, March 9
- Gabriel “Fluffy” Iglesias, March 25
- Boot Hill Casino’s COVID-19 precautions and the impact on staff and patrons

LOTTERY GAMING  
FACILITY  
REPORTS/ITEMS; KANSAS  
STAR  
(E.2.a.)

Jeff Babinski, Vice President and General Manager, reported:

- Admissions down 26.5% compared to January 2021
- January 2022 revenue numbers compared to January 2021:
  - Total gross gaming revenue down 23%
  - Slot coin-in down 25.6 %
  - Slot hold up .05 pts
  - Table games drop up 4.1%
  - Table games hold down 1.5 pts
- Past Events and Promotions:
  - January 8 – Brian McKnight
  - January 29 – Asian Variety Show
  - February 5 & 6 – Maize Battle of the Belt
- Upcoming Events and Promotions:
  - February 12 – Prom of the Ages
  - February 26 – Lee Brice
  - March 5 & 6 – USA Wrestling
- Kansas Star Casino’s COVID-19 precautions and the impact on staff and patrons

LOTTERY GAMING  
FACILITY  
REPORTS/ITEMS;  
HOLLYWOOD CASINO AT  
KANSAS SPEEDWAY  
(E.3.a.)

Rick Skinner, Vice President & General Manager, reported:

- Admissions were down 18.8% compared to January 2021.
- January 2022 revenue numbers compared to January 2021:
  - Total gross gaming revenue up 3.4%
  - Slot revenue up 1.4%
  - Table games revenue up 32.1%
- Recent/Upcoming Events and Promotions:
  - Free Slotplay for a Year, January 8
  - VIP Pull Party, January 15
  - Fleece Jacket Giveaway, January 22
  - 10-Year Anniversary, February 2
  - Big Screen for the Big Game, February 12
  - 10-Year Anniversary Celebration with customers, February 19
  - \$50K 2021 Winners Party, February 26

- Hollywood Casino's COVID-19 precautions and the impact on staff and patrons

LOTTERY GAMING  
FACILITY  
REPORTS/ITEMS; KANSAS  
CROSSING CASINO  
(E.4.a.)

Jeff McKain, General Manager, reported:

- Admissions down 3.5% compared to January 2020
- January 2022 revenue numbers compared to January 2021:
  - Net slot revenue up 3.7%
  - Coin in down 0.5%
  - Table games drop up 34.6%
  - Net gaming revenue up 3.7%
- Events and Promotions:
  - January
    - Point Multiplier Kiosk games every Monday
    - Promotional bonus entries every Tuesday
    - Camp 49 Hot Seats and lunch specials every Wednesday
    - Winner Wonderland promotion every Friday
    - *Cash is King* promotion, January 28th
    - Mitchell Tenpenny, January 29th
    - Casino Gift Day every Saturday
    - Kiosk games every Sunday
  - February
    - Point Multiplier Kiosk games every Monday
    - Promotional bonus entries every Tuesday
    - Camp 49 Hot Seats and lunch specials every Wednesday
    - Casino Hot Seats every Thursday
    - *Cash is King* promotion, February 25<sup>th</sup>
    - Casino Gift Day every Saturday
    - Kiosk games on Sunday the 6<sup>th</sup>, 13<sup>th</sup>, and 20<sup>th</sup>
    - Arch Allies 80's cover band, February 26th
- Kansas Crossing Casino's COVID-19 precautions and the impact on staff and patrons

COMMISSION ITEMS –  
OLD BUSINESS  
(F.)

There was no old business.

COMMISSION ITEMS –  
NEW BUSINESS  
(G.)

There was no new business.

PUBLIC COMMENTS  
(H.)

There were no public comments.

STAFF REPORTS  
(I.1. and I.2.)

Garrett Rogers, Paralegal, reported on the Voluntary Exclusion Program statistics for the month of January 2021.

Executive Director Brownlee on behalf of Todd Allen, Government Relations Manager, gave the gaming legislation report:

- Senate Bill 404 regarding historical horseracing and a Sedgwick County re-vote was scheduled for a hearing in Senate Federal and State Affairs Committee but was postponed due to inclement weather. The hearing has been rescheduled for February 16<sup>th</sup>.
- KRGC budget was presented to and recommended by the House General Government Budget Committee. It was then sent to the House Appropriations Committee who recommended it to be submitted to the Committee of the Whole. The budget was also presented to the Senate Federal and State Affairs Committee, who approved it as submitted. The budget will now be submitted to the Senate Ways and Means Committee.
- One bill regarding sports wagering is being worked and will likely be introduced to the House Federal and State Affairs Committee. At this time, no other bills regarding sports wagering have been submitted.

Executive Director Brownlee reported:

- Osage Tribe of Oklahoma has announced plans to build a casino at the Lake of the Ozarks in Missouri. There are currently no Osage Reservations in Missouri. They will seek Land and Trust status with the intent of building a casino. Currently there are no tribal casinos in Missouri.
- Since the casino has begun participating in the debt set-off program, the Kansas Lottery has reported the four state-owned casinos have collected about \$3 million in money owed to various federal, state, and local entities enrolled into the program.
- Hollywood Casino is in the process of installing equipment to facilitate Cashless Gaming and will likely be the first Kansas casino to do so.
- The next Commission Meeting will be on March 11, 2022.

MOTION, EXECUTIVE  
SESSION; CONFIDENTIAL  
BACKGROUND REPORTS  
(J.1.)

Commissioner Spalding (Kultala) moved that the Commission go into executive session for the purpose of reviewing confidential background reports presented today by the commission's security division. In addition to the commissioners, the confidential background reports portion will include the executive director, general counsel, and director of security. The total time for the executive session was anticipated to be ten (10) minutes until 10:30 a.m. No action is to be taken in executive session, and the subjects discussed are to be limited as previously described. A full record of this motion is to be maintained as part of the permanent record of the Kansas Racing and Gaming Commission. At the conclusion of the executive session, the meeting is to be continued in open session via teleconference. The motion carried 5-0, with one abstention, and the meeting was adjourned to executive session at 10:21 a.m.

RECONVENE  
(J.2.)

The commission meeting returned to open session via teleconference at 10:33 a.m. with Chairman Moses, Commissioner Jones, Commissioner Turnquist, Commissioner Kultala, and Commissioner Spalding present. Chairman Moses noted that the executive session did end at 10:30 a.m., but logistical hurdles related to the phone conferencing system delayed the return to open session.

MOTION, EXECUTIVE  
SESSION; ATTORNEY-  
CLIENT PRIVILEGE  
(J.3.)

Commissioner Jones (Turnquist) moved that the Commission go into executive session for the purpose of consulting with the agency's attorney on attorney-client privileged communications. In addition to the commissioners, the attorney-client privileged communications will include the executive director and general counsel. The total time for the executive session was anticipated to be ten (10) minutes until 10:45 a.m. No action is to be taken in executive session, and the subjects discussed are to be limited as previously described. A full record of this motion is to be maintained as part of the permanent record of the Kansas Racing and Gaming Commission. At the conclusion of the executive session, the meeting is to be continued in open session via teleconference. The motion carried 5-0, and the meeting was adjourned to executive session at 10:35 a.m.

RECONVENE  
(J.4.)

The commission meeting returned to open session via teleconference at 10:47 a.m. with Chairman Moses, Commissioner Jones, Commissioner Turnquist, Commissioner Kultala, and Commissioner Spalding present. Chairman Moses noted that the executive session did end at 10:45 a.m., but logistical hurdles again delayed the return to open session.



MOTIONS ON LICENSE  
APPLICATIONS  
(K.1.)

Commissioner Turnquist (Kultala) moved to *deny one* license application and *approve the remaining 121* license applications from the February 11, 2022, list of background reports referred to the commission for action. The motion carried 4-0, with one abstention.

There were no other items for discussion or motion.

ADJOURNMENT  
(L.)

Chairman Moses stated that the March 11, 2022, commission meeting will begin at 9:30 a.m. if by teleconference or at 10:00 a.m. if in person.

Commissioner Spalding (Jones) moved to adjourn the meeting. Motion passed 5-0. The meeting was adjourned at 10:50 p.m.

SUBMITTED BY:

---

Larry Turnquist  
Secretary

APPROVED BY:

---

David Moses  
Chairman

Manufacturer	File Number	Game Name
Aristocrat Technologies, Inc.	MO-73-ARI-22-09	Farmville Golden Harvest Vertex Schedule
Aristocrat Technologies, Inc.	SY-73-ARI-22-03	N/A
CADILLAC JACK	MO-22-CAD-22-04	JCM iVIZION Firmware
CADILLAC JACK *	MO-22-CAD-22-05	Captain Riches
Everi Games, Inc.	MO-214-MMG-18-04	MFm_BlackDiamondDeluxe
Everi Games, Inc.	MO-294-MMG-21-03	MF_LanternsOfDestinyMysticalEvening
Everi Games, Inc.	MO-73-MMG-21-27	MF_LanternsOfDestinyFloatingFortunes
Global Payments Gaming Services Inc	SY-22-GPG-21-06	Kiosk.exe
IGT	MO-10-IGT-21-03	Wheel of Fortune High Roller
IGT	MO-21-IGT-22-01	Gong Xi Fa Cai Grand
IGT	MO-22-IGT-20-61	Dragon Lights IGT Universal Controller
IGT	MO-73-IGT-20-85	4K DRAGON LIGHTS PEAK 49 360 LCD/LED
IGT	MO-73-IGT-21-141	Fu Ren Wu
IGT	MO-73-IGT-21-148	Dragon Lights Fortune Skies
IGT	MO-73-IGT-22-06	CLEO TOURNAMENT LED SIGN PROGRAM
IGT	MO-73-IGT-22-07	Gong Xi Fa Cai Grand Sign Controller
SG Gaming, Inc. f/k/a Bally Gaming, Inc.	MO-73-BAL-21-87	N/A
SG Gaming, Inc. f/k/a Bally Gaming, Inc.	MO-73-BAL-22-12	88 Fortunes Money Coins
SG Gaming, Inc. f/k/a Bally Gaming, Inc.	MO-73-BAL-22-13	Huff n' More Puff
SG Gaming, Inc. f/k/a Bally Gaming, Inc.	MO-73-BAL-22-14	ArgOS Operating System
SG Gaming, Inc. f/k/a Bally Gaming, Inc.	MO-73-BAL-22-16	Invaders Attack from the Planet Moolah
SG Gaming, Inc. f/k/a Bally Gaming, Inc.	MO-73-BAL-22-17	Lock It Up Legend of Nian
SG Gaming, Inc. f/k/a Bally Gaming, Inc.	MO-73-BAL-22-18	Diamonds & Devils Deluxe
* Executive Approval 02/24/2022		

Manufacturer	Report Number	Game Name
Aristocrat	ATI16151KS	Loyalty Kiosk Manager
Interblock USA	INTB11421KS	G5 Player Interface Display (PID)

Eisenhower State Office Building  
700 SW Harrison, Suite 500  
Topeka, KS 66603



Phone: (785) 296-5800  
Fax: (785) 296-0900  
krgc@krgc.ks.gov  
krgc.ks.gov

Don Brownlee, Executive Director

Laura Kelly, Governor

**Boot Hill Casino Internal Control Amendments  
March 11, 2022**

<b><u>Item #/ (Description)</u></b>	<b><u>Regulation Waiver?</u></b>	<b><u>Regulation/IC Reference</u></b>	<b><u>Staff Recommendation</u></b>
BH540-Card and Dice Controls	Yes	K.A.R. 112-08-21; K.A.R. 112-108-23 IC 200.160	Approval
BH598- Purchasing	No	K.A.R. 112-104.42 IC 130.010	Approval
BH600- Communications and Experience Organization	No	KAR 112-1041-(e) IC 700.010.00, 700.010.03-06,700.051.00- 01,700.060-08, 700,080.01-04,700.110.01, 700.120.00,.01,.04,700.160.01,700,170.00- 04,700.180.00-04,700.190.00-02	Approval
BH604- Gaming Tickets	No	KAR 112-107.18 IC 170.120	Approval
BH599- Interblock UCC	No	IC 170.170	Approval

Eisenhower State Office Building  
700 SW Harrison, Suite 500  
Topeka, KS 66603



Phone: (785) 296-5800  
Fax: (785) 296-0900  
krgc@krgc.ks.gov  
krgc.ks.gov

Don Brownlee, Executive Director

Laura Kelly, Governor

### Kansas Star Internal Control Amendments

March 11, 2022

Item #/ (Description)	Regulation Waiver?	Regulation/IC Reference	Staff Recommendation
KS324 - Regional Director of Slot Operations	No	K.A.R. 112-104-2/Admin Sections 2, 3, 11, and 14; Slots Sections 1, 2, 4, 11, 12, and 15	Approval
KS325 – Surveillance Cleanup	No	K.A.R. 112-104-2/Surveillance Section 6	Approval
KS327 – Non-Gaming Job Descriptions	No	K.A.R. 112-104-2/Non-Gaming Section 2a	Approval
KS328 – Table Games	No	K.A.R.112-108-6 /Table Games Section 44	Approval
KS329 – Player’s Club	No	K.A.R. 112-104-1/Administration Section 11	Approval
KS330 – Currency Counter	No	K.A.R. 112-104-20/Casino Accounting Section 12	Approval

Eisenhower State Office Building  
700 SW Harrison, Suite 500  
Topeka, KS 66603



Phone: (785) 296-5800  
Fax: (785) 296-0900  
krgc@krgc.ks.gov  
krgc.ks.gov

Don Brownlee, Executive Director

Laura Kelly, Governor

### Hollywood Casino Internal Control Amendments

March 11, 2022

<b><u>Item #/ (Description)</u></b>	<b><u>Regulation Waiver?</u></b>	<b><u>Regulation/IC Reference</u></b>	<b><u>Staff Recommendation</u></b>
HW170 – Cashless Wagering	No	KAR 112-107-27 / Chapter R Cashless Wagering	Approval
HW171 – Misc. Org. Charts and Job Descriptions	No	KAR 112-104-2 / Hollywood Casino Org Charts	Approval

BOOT HILL CASINO & RESORT  
REPORT PRESENTED TO  
THE KANSAS RACING AND GAMING COMMISSION  
MARCH 11, 2022

By: Ryan Deutsch

- 1) For the month of February 2022, BHCR experienced an increase in Total Gaming Revenue of 23.93% over February 2021. Total Slot Revenue was up 27.39% and Table Games Revenue was down 1.13%.

Upcoming Promotions & Events

- Weekly Kiosk Games
- Weekly Food and Beverage Specials
- Gift Promotions
- Lucky Draw
- VIP Promotions

Upcoming Entertainment & Events

- Marisela – March 5
- Fairy Tales on Ice – March 6
- KSHSAA 1A State Basketball – March 9
- The Highwaymen Live – March 18
- Gabriel “Fluffy” Iglesias – March 25
- Clint Black – April 29
- Live to Rock Tour – May 7

## BOOT HILL CASINO & RESORT

### Lottery Gaming Facility Revenue-Unaudited\*

	February 2022	February 2021	Fiscal YTD 2022	Fiscal YTD 2021
Electronic gaming machines	3,638,973.90	2,856,828.35	29,457,380.62	23,851,243.83
Table games	391,086.24	395,096.58	3,310,060.26	2,789,251.30
Other #	<u>108.62</u>	<u>64.46</u>	<u>6,093.22</u>	<u>3,291.88</u>
Total Lottery Gaming Facility Revenue	<u><u>4,030,168.76</u></u>	<u><u>3,251,989.39</u></u>	<u><u>32,773,534.10</u></u>	<u><u>26,643,787.01</u></u>
State Share 22%	886,637.13	715,437.67	7,210,177.50	5,861,633.14
Local Share 3%	120,905.06	97,559.68	983,206.02	799,313.61
Problem Gambling Share 2%	80,603.38	65,039.79	655,470.68	532,875.74
Casino Share 73%	2,942,023.19	2,373,952.25	23,924,679.89	19,449,964.52

***\*Unaudited-as reported by the Kansas Lottery Central Computer system.***

***#Other sweeps, principally lost and found funds.***



**KANSAS STAR CASINO  
REPORT PRESENTED TO  
THE KANSAS RACING AND GAMING COMMISSION  
March 11, 2022**

**BY:**

**Jeff Babinski – Vice President & General Manager**

**Operational Notes**

- February admissions down 8.1% from February 2021

**February 2021 Gaming Revenue –**

- Total Gross Gaming Revenue down 4.5% to February 2021
- Slot Coin-In (Handle) down 7.4% to February 2021
- Slot hold (gross) up 0.04 pts to February 2021
- Table Game drop up 24.1% from February 2021
- Table Game hold is down 0.4 pts from February 2021

**Past Arena Events**

- February 5 & 6 – Maize Battle of the Belt
- February 12 – Prom of the Ages
- February 26 – Lee Brice
- March 5 & 6 – USA Wrestling

**Upcoming Events**

- April 2 – Gin Blossoms
- April 9 – Boys II Men
- April 30 – Marauders Car Show

## KANSAS STAR CASINO & RESORT

### Lottery Gaming Facility Revenue-Unaudited\*

	February 2022	February 2021	Fiscal YTD 2022	Fiscal YTD 2021
Electronic gaming machines	10,901,937.76	11,873,670.11	92,544,254.42	99,687,071.70
Table games	2,070,003.35	1,698,796.85	15,786,354.31	12,705,919.64
Other #	<u>90.76</u>	<u>198.83</u>	<u>14,016.02</u>	<u>7,583.42</u>
Total Lottery Gaming Facility Revenue	<u>12,972,031.87</u>	<u>13,572,665.79</u>	<u>108,344,624.75</u>	<u>112,400,574.76</u>
State Share 22% (Tier 1)**	2,853,847.01	2,985,986.47	23,835,817.45	24,728,126.45
State Share 2% marginal (Tier 2)**	-	-	-	-
Local Share 3%	389,160.96	407,179.97	3,250,338.74	3,372,017.24
Problem Gambling Share 2%	259,440.64	271,453.32	2,166,892.50	2,248,011.50
Casino Share 73%	9,469,583.27	9,908,046.03	79,091,576.07	82,052,419.57

***\*Unaudited-as reported by the Kansas Lottery Central Computer system.***

***#Other sweeps, principally lost and found funds.***

HOLLYWOOD CASINO AT KANSAS SPEEDWAY  
REPORT PRESENTED TO  
THE KANSAS RACING AND GAMING COMMISSION  
March 11, 2022

BY: RICK SKINNER – VICE PRESIDENT & GENERAL MANAGER

**February 2022**

**Admissions**

- February 2022 admissions were up 20.5% compared to February of 2021

**February 2022 Revenue Numbers**

- Total Gaming Revenue of \$12.2M – an increase of 31.2%
- Slot Revenue came in at \$11.2M - an increase of 29.8%
- Table Games Revenue (including Poker) was \$1M – an increase of 49.9%

**Recent/Upcoming Events**

- February 12 – Big Screen for the Big Game
- February 19 – 10-Year Anniversary Celebration
- February 26 - \$50K 2021 Winners Party
- March – Table Games Madness Hot Seats
- March 4 – Hi Lo
- March 5 – Find the Pot of Gold
- March 6 – Find the Clover
- March 19 – 10 year \$200K Drawing
- March 26 - \$700 every 7 Minutes
- Sporting KC \$200K Kick Picks

## HOLLYWOOD CASINO & RESORT

### Lottery Gaming Facility Revenue-Unaudited\*

	February 2022	February 2021	Fiscal YTD 2022	Fiscal YTD 2021
Electronic gaming machines	11,160,244.72	8,598,526.01	89,222,815.71	69,552,864.74
Table games	1,004,932.00	670,142.56	7,757,523.20	4,762,984.18
Other #	<u>141.16</u>	<u>150.38</u>	<u>11,777.55</u>	<u>9,717.33</u>
Total Lottery Gaming Facility Revenue	<u>12,165,317.88</u>	<u>9,268,818.95</u>	<u>96,992,116.46</u>	<u>74,325,566.25</u>
State Share 22%	2,676,369.93	2,039,140.17	21,338,265.62	16,351,624.58
Local Share 3%	364,959.54	278,064.57	2,909,763.49	2,229,766.99
Problem Gambling Share 2%	243,306.36	185,376.38	1,939,842.33	1,486,511.33
Casino Share 73%	8,880,682.05	6,766,237.83	70,804,245.02	54,257,663.36

***\*Unaudited-as reported by the Kansas Lottery Central Computer system.***

***#Other sweeps, principally lost and found funds.***

KANSAS CROSSING CASINO + HOTEL  
REPORT PRESENTED TO  
THE KANSAS RACING AND GAMING COMMISSION  
March 11, 2022  
By: Jeff McKain

Kansas Crossing Casino is reporting the following preliminary results for February 2022 vs February 2021;

- 24.5% Increase in Admissions
- 34.1% Increase in Coin-In
- 47.1% Increase in Table Drop
- 30.5% Increase in Net Slot Revenue

**Promotions + Events**

- February
  - Point Multipliers every Monday.
  - Promotional bonus entries every Tuesday.
  - Camp 49 Hot promotional specials every Wednesday.
  - Casino Hot Seats every Thursday.
  - *Cash is King* promotion Friday the 25<sup>th</sup>.
  - Casino Gift Day every Saturday.
  - Arch Allies concert Saturday the 26<sup>th</sup>.
  - Kiosk games on Sunday the 6<sup>th</sup>, 13<sup>th</sup>, and 20<sup>th</sup>.
- March
  - Point Multipliers every Tuesday.
  - Camp 49 Hot promotional specials every Wednesday.
  - Casino Hot Seats every Thursday.
  - *Cash is King* promotion Friday the 25<sup>th</sup>.
  - Deana Carter concert Friday the 5<sup>th</sup>.

- Casino Gift Day every Saturday.
- Dave Finley concert Saturday the 26<sup>th</sup>.
- Kiosk games on Sunday the 6<sup>th</sup>, 13<sup>th</sup>, and 20<sup>th</sup>.

## KANSAS CROSSING CASINO & RESORT

### Lottery Gaming Facility Revenue-Unaudited\*

	February 2022	February 2021	Fiscal YTD 2022	Fiscal YTD 2021
Electronic gaming machines	3,169,528.30	2,080,549.78	24,089,591.72	19,235,942.23
Table games	231,436.50	152,839.50	1,652,459.00	1,239,186.00
Other #	<u>52.00</u>	<u>23.00</u>	<u>1,418.15</u>	<u>798.09</u>
Total Lottery Gaming Facility Revenue	<u><u>3,401,016.80</u></u>	<u><u>2,233,412.28</u></u>	<u><u>25,743,468.87</u></u>	<u><u>20,475,926.32</u></u>
State Share 22%	748,223.70	491,350.70	5,663,563.15	4,504,703.79
Local Share 3%	102,030.50	67,002.37	772,304.07	614,277.79
Problem Gambling Share 2%	68,020.34	44,668.25	514,869.38	409,518.53
Casino Share 73%	2,482,742.26	1,630,390.96	18,792,732.28	14,947,426.21

***\*Unaudited-as reported by the Kansas Lottery Central Computer system.***

***#Other sweeps, principally lost and found funds.***

**February 2022 Casino Financials**

Casino Gaming Revenue for Month Ending February 28, 2022					
Revenue Source	Boot Hill Casino	Kansas Star Casino	Hollywood Casino	Kansas Crossing Casino	Total All Casinos
EGM	\$ 3,638,974	\$ 10,901,938	\$ 11,160,245	\$ 3,169,528	\$ 28,870,685
Table Games	391,086	2,070,003	1,004,932	231,437	3,697,458
Other #	109	91	141	52	393
<b>Total</b>	<b>\$ 4,030,169</b>	<b>\$ 12,972,032</b>	<b>\$ 12,165,318</b>	<b>\$ 3,401,017</b>	<b>\$ 32,568,535</b>

Cumulative Gaming Revenue per Fiscal Year					
Fiscal Year	Boot Hill	Kansas Star	Hollywood	Kansas Crossing	Total All Casinos
2010	\$ 20,663,987	\$ -	\$ -	\$ -	\$ 20,663,987
2011	40,055,280	-	-	-	40,055,280
2012	43,886,501	98,855,928	54,622,687	-	197,365,116
2013	43,353,504	192,187,166	124,993,721	-	360,534,391
2014	39,906,275	181,079,650	132,036,392	-	353,022,317
2015	40,513,186	181,754,051	142,759,065	-	365,026,302
2016	38,937,088	181,600,677	143,833,330	-	364,371,095
2017	40,222,932	178,105,968	144,582,037	8,206,260	371,117,197
2018	41,186,638	182,084,527	148,770,984	32,465,853	404,508,001
2019	41,589,906	184,157,835	150,790,865	34,489,213	411,027,819
2020	32,971,510	150,355,262	122,114,403	28,620,752	334,061,926
2021	43,690,403	172,711,043	124,388,370	33,857,278	374,647,093
2022	32,773,534	108,344,625	96,992,116	25,743,469	263,853,744
<b>Total Since Opening</b>	<b>\$ 499,750,743</b>	<b>\$ 1,811,236,732</b>	<b>\$ 1,385,883,969</b>	<b>\$ 163,382,825</b>	<b>\$ 3,860,254,269</b>

Fund Distribution FY 2022					
Recipients	Boot Hill	Kansas Star	Hollywood	Kansas Crossing	Total All Casinos
State of Kansas	7,210,178	23,835,817	21,338,266	5,663,563	58,047,824
Local Governments	983,206	3,250,339	2,909,763	772,304	7,915,612
Problem Gambling and Addictions Fund	655,471	2,166,892	1,939,842	514,869	5,277,075
Casino Manager	23,924,680	79,091,576	70,804,245	18,792,732	192,613,233
<b>Total</b>	<b>32,773,534</b>	<b>108,344,625</b>	<b>96,992,116</b>	<b>25,743,469</b>	<b>263,853,744</b>

Fund Distribution Since Opening					
Recipients	Boot Hill	Kansas Star	Hollywood	Kansas Crossing	Total All Casinos
State of Kansas	109,945,164	398,600,759	304,894,473	35,944,221	849,384,617
Local Governments	14,992,522	54,337,102	41,576,519	4,901,485	115,807,628
Problem Gambling and Addictions Fund	9,995,015	36,224,735	27,717,679	3,267,656	77,205,085
Casino Manager	364,818,043	1,322,074,137	1,011,695,298	119,269,462	2,817,856,939
<b>Total</b>	<b>499,750,743</b>	<b>1,811,236,732</b>	<b>1,385,883,969</b>	<b>163,382,825</b>	<b>3,860,254,269</b>

*\*Unaudited-as reported by the Kansas Lottery Central Computer system.*

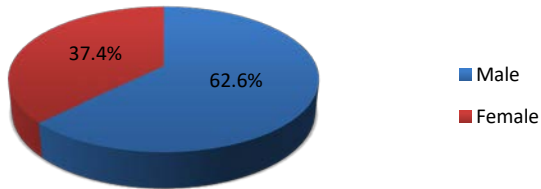
*#Other sweeps, principally lost and found funds.*



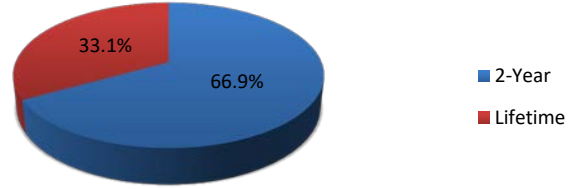
## Voluntary Exclusion Program January 2010 –February 2022

Voluntary Exclusions = 2689  
Violation Incidents = 384 (340 individuals)

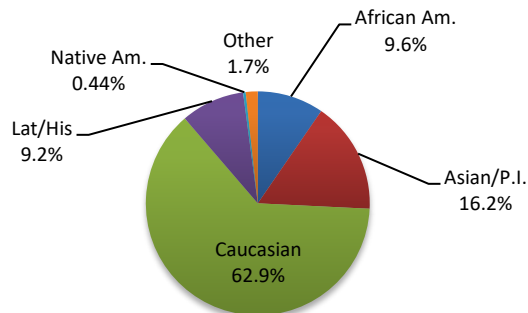
**VEP Gender**



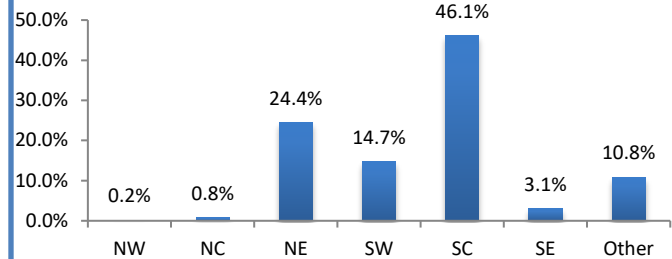
**Exclusion Period**



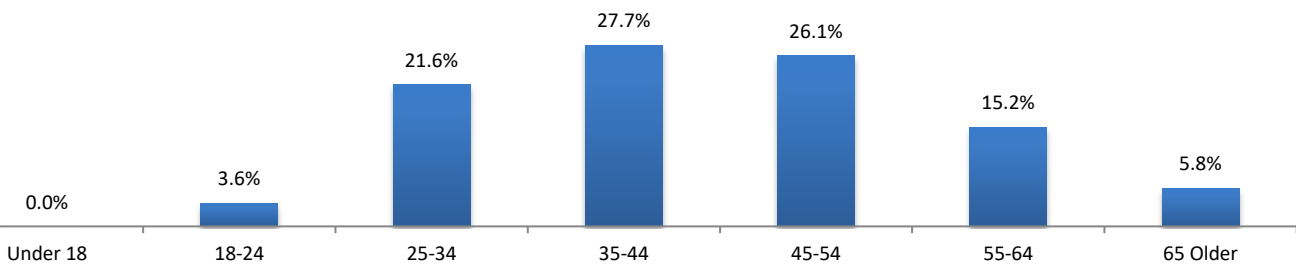
**Ethnicity**



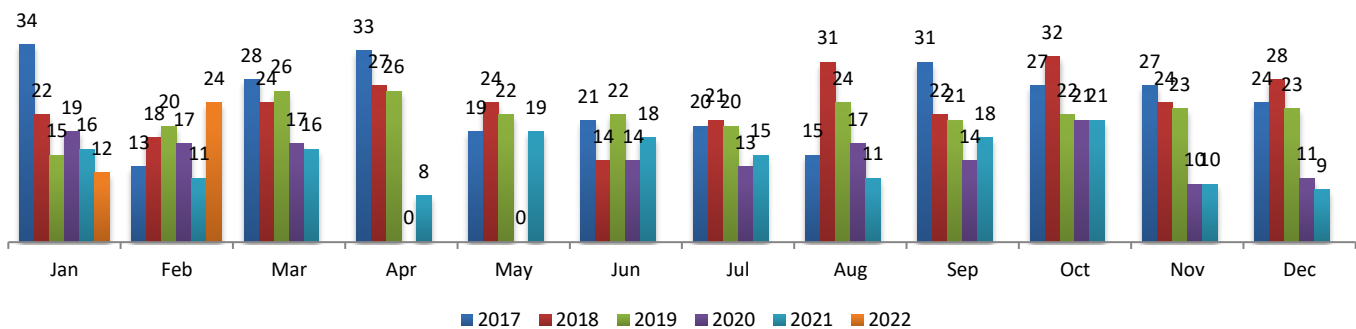
**Lottery Region**



**Age of VEP**



**VEP Enrollments by Year**



## KRGC Voluntarily Excluded Persons December 2009 – February 2022

Cheyenne	Rawlins	Decatur	Norton	Phillips	Smith	Jewell	Repub- lic	Wash- ington	Mar- shall	Nema- ha	Brown	Doni- phan	Leaven- worth
1		Sheri- dan	Graham	Rooks	Osborne	Mitchell	Cloud	3	2	2	8	5	159
Sherman	Thomas						Ottawa	Clay	Riley	Pottawa- tomie	Jack- son	Atchi- son	Wyan- dotte
Wallace	Logan	Gove	Trego	5	1	Lincoln	Saline	1	2	1	55	49	303
	Wichi- ta	Scott	Lane	1		Ells- worth	McPher- son	Dickin- son	Morris	Waba- unsee	Shaw- nee	Dou- glas	John- son
Greeley					2	2	5	4	1	3	1	2	1
						Rush	Rice	Marion	Chase	Lyon	Osage	Frank- lin	Miami
	2	67	Finney	4		5					2	1	
Hamil- ton	Kearny		19	256		Ed- wards	10	19	41	2			
1	1	2				6		1090					
Stant- on	Grant	Hack- ell	Gray	Ford		2	3	Sedgwick	Butler	1	4	2	43
	4	17	2	2						Elk	Wilson	Neosho	
Mor- ton	Stevens	Seward	Meade	Clark	Co- manche	Barber	1	24	19	Chau- tauqua	2	4	11
							Harper	Sumner	Cowley		Mont- gomery	La- bette	Ober- okee

Colorado – 4  
Iowa – 3  
Kansas-2,386  
Missouri -222  
Nebraska – 6  
Oklahoma – 45  
Other-23

**TOTAL VEPs = 2689**

All Departments		Cash Fund Balances as of February 28, 2022															
DeptID	All	ELARF				Backgrounds				Illegal Gambling				Racing			
All Funds		Beg. Balance	4,165,931			Beg. Balance	195,564			Beg. Balance	134,677			Beg. Balance	68,135		
		Revenue	3,939,621			Revenue	197,629			Revenue	2,045			Revenue	1,409		
		Expenses	4,061,173			Expenses	237,757			Expenses	-			Expenses	2,654		
		End Balance	4,044,378			End Balance	155,436			End Balance	136,722			End Balance	66,889		
Fund																	
BudgetUnit		Grand Total															
		All Funding Sources															
		YTD FY2021 ACTUALS	YTD FY2022 ACTUALS	\$ VARIANCE	% VARIANCE	February FY2021 ACTUALS	February FY2022 ACTUALS	\$ VARIANCE	% VARIANCE	YTD FY2022 BUDGET	YTD FY2022 ACTUALS	\$ VARIANCE	% VARIANCE				
51000	Payroll	3,588,443	3,767,757	179,314	5%	418,743	452,521	33,778	8%	4,564,384	3,767,757	-796,627	-17%				
10	Shrinkage	0	0	0	0%	0	0	0	0%	-342,275	0	342,275	-100%				
Net Salaries and Wages		3,588,443	3,767,757	179,314	5%	418,743	452,521	33,778	8%	4,222,109	3,767,757	-454,352	-11%				
52000	Communication	49,111	52,950	3,839	8%	6,219	8,149	1,930	31%	56,800	52,950	-3,850	-7%				
52100	Freight and Express	616	738	122	20%	22	91	70	323%	867	738	-129	-15%				
52200	Printing and Advertising	46	100	54	117%	0	0	0	0%	967	100	-867	-90%				
52300	Rents	172,543	170,998	-1,545	-1%	90	206	116	129%	160,767	170,998	10,232	6%				
52400	Repair/Servicing/Mainten	661	3,439	2,778	420%	186	104	-82	-44%	37,139	3,439	-33,699	-91%				
52510	InState Travel and Subsistence	21,462	20,431	-1,031	-5%	615	2,771	2,156	351%	124,589	20,431	-104,158	-84%				
52520	Out of State Travel and Subsistence	2,938	12,566	9,629	328%	200	2,380	2,180	1090%	0	12,566	12,566	0%				
52530	International Travel and Subsistence	0	0	0	0%	0	0	0	0%	0	0	0	0%				
52600	Fees-Other Services	171,832	197,093	25,261	15%	18,149	18,634	485	3%	211,293	197,093	-14,201	-7%				
52700	Fee-Professional Services	17,244	1,449	-15,795	-92%	168	45	-123	-73%	55,033	1,449	-53,585	-97%				
52900	Other Contractual Services	7,547	7,821	274	4%	50	450	400	800%	14,695	7,821	-6,874	-47%				
Subtotal Contractual Services		443,999	467,585	23,587	5%	25,697	32,830	7,132	28%	662,150	467,585	-194,565	-29%				
53200	Food for Human Consumption	0	49	49	0%	0	0	0	0%	0	49	49	0%				
53400	Maint Constr Material Supply	345	4,545	4,199	1216%	105	26	-80	-76%	2,733	4,545	1,812	66%				
53500	Vehicle Part Supply Accessory	4,755	6,268	1,513	32%	470	910	440	94%	20,637	6,268	-14,369	-70%				
53600	Pro Science Supply Material	2,917	3,262	345	12%	0	0	0	0%	17,240	3,262	-13,978	-81%				
53700	Office and Data Supplies	8,041	6,963	-1,078	-13%	1,608	740	-868	-54%	49,703	6,963	-42,740	-86%				
53900	Other Supplies and Materials	4,724	5,978	1,254	27%	316	4,110	3,794	1200%	2,867	5,978	3,111	109%				
Subtotal Commodities		20,783	27,064	6,281	30%	2,500	5,786	3,286	131%	93,180	27,064	-66,116	-71%				
54000	TOTAL Capital Outlay	24,654	39,178	14,524	59%	652	385	-267	-41%	90,200	39,178	-51,022	-57%				
55960	Vol Retirement Incentive	0	0	0	0%	0	0	0	0%	0	0	0	0%				
56000	Debt Service - Principal	0	0	0	0%	0	0	0	0%	0	0	0	0%				
56100	Payments for Interest and Service	0	0	0	0%	0	0	0	0%	0	0	0	0%				
Subtotal VRIP and Debt Service		0	0	0	0%	0	0	0	0%	0	0	0	0%				
Grand Total		4,077,878	4,301,584	223,706	5%	447,592	491,522	43,930	10%	5,067,639	4,301,584	-766,054	-15%				

\*This report has not been audited by the State of Kansas and is intended solely for the use of the Executive Director of the Kansas Racing and Gaming Commission.



# March 2022 - February 2023

## Kansas Racing and Gaming Commission Planner

Mar 2022						
S	M	T	W	T	F	S
		1	2	3	4	5
6	7	8	9	10	11	12
13	14	15	16	17	18	19
20	21	22	23	24	25	26
27	28	29	30	31		

*11 Commission Meeting*

### MARCH

### APRIL

*15 Commission Meeting*

### MAY

*13 Commission Meeting*

### JUNE

*17 Commission Meeting*

### JULY

*15 Commission Meeting*

### AUGUST

*12 Commission Meeting*

### SEPTEMBER

*16 Commission Meeting*

### OCTOBER

*14 Commission Meeting*

### NOVEMBER

*18 Commission Meeting*

### DECEMBER

*16 Commission Meeting*

### JANUARY

*13 Commission Meeting*

### FEBRUARY

*17 Commission Meeting*

Sep 2022						
S	M	T	W	T	F	S
				1	2	3
4	5	6	7	8	9	10
11	12	13	14	15	16	17
18	19	20	21	22	23	24
25	26	27	28	29	30	

Oct 2022						
S	M	T	W	T	F	S
						1
2	3	4	5	6	7	8
9	10	11	12	13	14	15
16	17	18	19	20	21	22
23	24	25	26	27	28	29
30	31					

Nov 2022						
S	M	T	W	T	F	S
		1	2	3	4	5
6	7	8	9	10	11	12
13	14	15	16	17	18	19
20	21	22	23	24	25	26
27	28	29	30			

Dec 2022						
S	M	T	W	T	F	S
				1	2	3
4	5	6	7	8	9	10
11	12	13	14	15	16	17
18	19	20	21	22	23	24
25	26	27	28	29	30	31

Jan 2023						
S	M	T	W	T	F	S
1	2	3	4	5	6	7
8	9	10	11	12	13	14
15	16	17	18	19	20	21
22	23	24	25	26	27	28
29	30	31				

Feb 2023						
S	M	T	W	T	F	S
			1	2	3	4
5	6	7	8	9	10	11
12	13	14	15	16	17	18
19	20	21	22	23	24	25
26	27	28				

Apr 2022						
S	M	T	W	T	F	S
					1	2
3	4	5	6	7	8	9
10	11	12	13	14	15	16
17	18	19	20	21	22	23
24	25	26	27	28	29	30

May 2022						
S	M	T	W	T	F	S
1	2	3	4	5	6	7
8	9	10	11	12	13	14
15	16	17	18	19	20	21
22	23	24	25	26	27	28
29	30	31				

Jun 2022						
S	M	T	W	T	F	S
			1	2	3	4
5	6	7	8	9	10	11
12	13	14	15	16	17	18
19	20	21	22	23	24	25
26	27	28	29	30		

Jul 2022						
S	M	T	W	T	F	S
					1	2
3	4	5	6	7	8	9
10	11	12	13	14	15	16
17	18	19	20	21	22	23
24	25	26	27	28	29	30
31						

Aug 2022						
S	M	T	W	T	F	S
	1	2	3	4	5	6
7	8	9	10	11	12	13
14	15	16	17	18	19	20
21	22	23	24	25	26	27
28	29	30	31			